

Statistical evaluation of public procurement in 2005
Total values, numbers and shares - classic sector and utilities together (all procurers)
By subject of public procurement

Country: Slovak Republic

Currency: SKK '000 excl. VAT

Public procurement		Total value		Proceedings (results)					
				CC	FA	Total		Cancelled	Foreign p.
Subject	PP method	In SKK '000	In %	Qty	Qty	Qty	In %	Qty	Qty
A	B	1	2	3	4	5	6	7	8
Goods	OP	11 063 042	10.6	1 282	497	1 779	24,8	314	50
	RP	843 649	0.8	45	21	66	0,9	26	2
	NP WP	562 761	0.5	10	11	21	0,3	2	1
	NP WtP WSC	13 905 862	13.3	1 052	160	1 212	16,8	0	133
	Total	26 375 314	25.2	2 389	689	3 078	42,8	342	186
Services	OP	13 631 896	13.0	864	151	1 015	14,1	314	30
	RP	685 215	0.7	71	14	85	1,2	23	1
	NP WP	420 284	0.4	18	3	21	0,3	5	3
	DC	22 395	0.0	16	0	16	0,2	7	1
	NP WtP WSC	13 780 929	13.1	972	64	1 036	14,4	0	71
	Total	28 540 719	27.2	1 941	232	2 173	30,2	349	106
Works	OP	29 377 360	28.0	1 020	48	1 068	14,8	189	19
	RP	7 848 521	7.5	260	14	274	3,8	54	6
	NP WP	835 134	0.8	22	3	25	0,3	5	1
	NP WtP WSC	11 793 735	11.3	568	10	578	8,1	0	20
	Total	49 854 750	47.6	1 870	75	1 945	27,0	248	46
Aggregated	104 770 783	100,0	6 200	996	7 196	100,0	939	338	

OP – Open procedure

RP – Restricted procedure

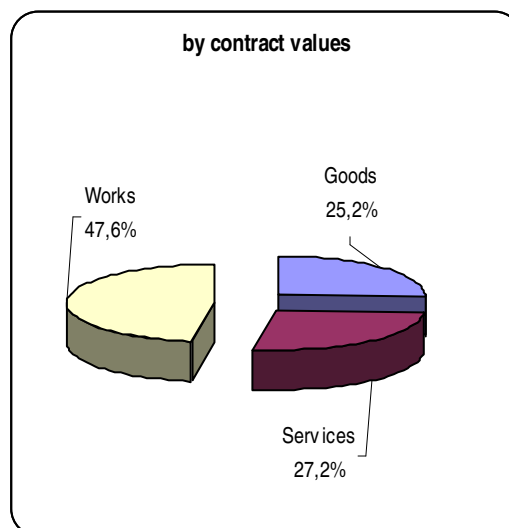
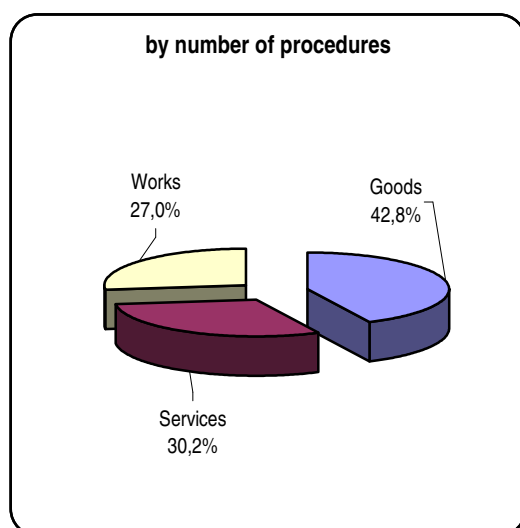
NP WP - Negotiated procedure with publication

DC - Design contest

NP WtP WSC - Negotiated procedure without publication without subsequent contracts

CC – Contracts concluded pursuant to Commercial Code and Civil Code

FA – Framework agreements as per Act on Public Procurement



Statistical evaluation of public procurement in 2005

Classic sector

By subject of public procurement

Country: Slovak Republic

Currency: SKK '000 excl. VAT

Public procurement		Contract value		Proceedings (results)					
Subject	PP method	In SKK '000	In %	CC	FA	Total		Cancelled	Foreign p.
				Qty	Qty	Qty	In %	Qty	Qty
A	B	2		5	6	7	8	9	10
Goods	OP	7 644 418	10,4	1 076	300	1 376	26,9	243	15
	RP	207 508	0,3	35	11	46	0,9	23	0
	NP WP	16 481	0,0	4	1	5	0,1	0	0
	NP WtP WSC	10 147 813	13,9	699	62	761	14,9	0	50
	Total	18 016 220	24,6	1 814	374	2 188	42,8	266	65
Services	OP	8 827 706	12,1	666	91	757	14,8	230	11
	RP	510 155	0,7	43	8	51	1,0	18	1
	NP WP	135 385	0,2	9	2	11	0,2	3	0
	DC	21 990	0,0	13	0	13	0,3	6	0
	NP WtP WSC	6 608 611	9,0	575	20	595	11,6	0	30
	Total	16 103 847	22,0	1 306	121	1 427	27,9	257	42
Works	OP	24 728 695	33,8	840	26	866	16,9	159	16
	RP	4 949 073	6,7	190	9	199	3,9	47	2
	NP WP	357 128	0,5	9	1	10	0,2	1	0
	NP WtP WSC	9 093 842	12,4	418	3	421	8,3	0	12
	Total	39 128 738	53,4	1 457	39	1 496	29,3	207	30
Aggregated		73 248 805	100,0	4 577	534	5 111	100,0	730	137

OP – Open procedure

RP – Restricted procedure

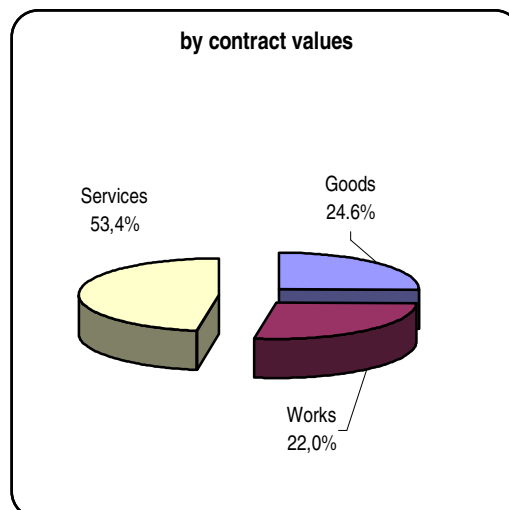
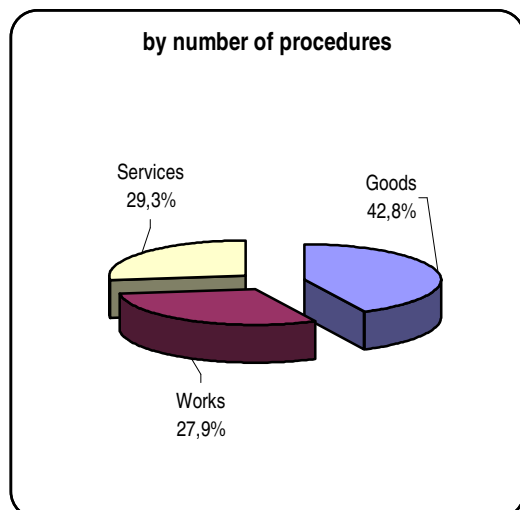
NP WP - Negotiated procedure with publication

DC - Design contest

NP WtP WSC - Negotiated procedure without publication without subsequent contracts

CC – Contracts concluded pursuant to Commercial Code and Civil Code

FA – Framework agreements as per Act on Public Procurement



Statistical evaluation of public procurement in 2005

Utilities

By subject of public procurement

Country: Slovak Republic

Currency: SKK '000 excl. VAT

Public procurement		Contract value		Proceedings (results)					
				CC	FA	Total		Cancelled	Foreign p.
Subject	PP method	In SKK '000	In %	Qty	Qty	Qty	In %	Qty	Qty
A	B	2		5	6	7	8	9	10
Goods	OP	3 418 623	10,8	206	197	403	19,3	71	35
	RP	636 142	2,0	10	10	20	1,0	3	2
	NP WP	546 281	1,8	6	10	16	0,8	2	1
	NP WtP WS	3 758 045	11,9	353	98	451	21,6	0	83
	Total	8 359 095	26,5	575	315	890	42,7	76	121
Services	OP	4 804 190	15,2	198	60	258	12,4	84	19
	RP	175 059	0,6	28	6	34	1,6	5	0
	NP WP	284 898	0,9	9	1	10	0,5	2	3
	DC	405	0,0	3	0	3	0,1	1	1
	NP WtP WS	7 172 322	22,8	397	44	441	21,2	0	41
	Total	12 436 874	39,5	635	111	746	35,8	92	64
Works	OP	4 648 665	14,7	180	22	202	9,7	30	3
	RP	2 899 449	9,2	70	5	75	3,6	7	4
	NP WP	478 005	1,5	13	2	15	0,7	4	1
	NP WtP WS	2 699 892	8,6	150	7	157	7,5	0	8
	Total	10 726 011	34,0	413	36	449	21,5	41	16
Aggregated		31 521 976	100,0	1 623	462	2 085	100,0	209	201

OP – Open procedure

RP – Restricted procedure

NP WP - Negotiated procedure with publication

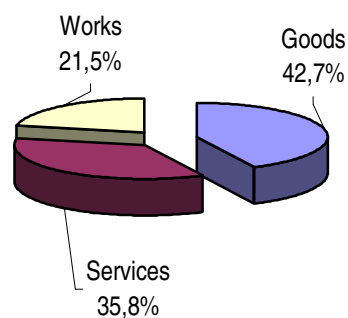
DC - Design contest

NP WtP WSC - Negotiated procedure without publication without subsequent contracts

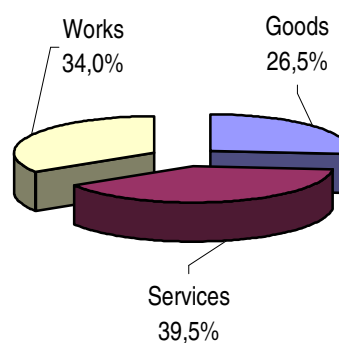
CC – Contracts concluded pursuant to Commercial Code and Civil Code

FA – Framework agreements as per Act on Public Procurement

by number of procedures



by contract values



Annex 5

Statistical evaluation of public procurement in 2005
Successful foreign tenderers
Classic sector
Proceedings by subject of public procurement

Country: Slovak Republic

Currency: SKK '000 excl. VAT

Public procurement	Goods		Services		Works		Total	Total number of proceedings			
	Contract value	No of proceedings	Contract value	No of proceedings	Contract value	No of proceedings	Contract value	CC	FA	Total	
Country of supplier	In SKK '000	Qty	In SKK '000	Qty	In SKK '000	Qty	In SKK '000	Qty	Qty	Qty	In %
A	1	2	3	4	5	6	7	8	9	10	11
Czech Rep.	168 201	34*	94 398	25	2 105 873	27	2 368 472	83 (1)*	3	86*(1)	62.9 (63.5)
United Kingdom	1 665 322	5	25 420	7	0	0	1 690 742	12	0	12	8.9
Austria	14 553	2*	100 000	1	120 553	1	235 106	4*	0	4*	2.9
Germany	39 482	10	79 698	1	0	0	119 180	10	1	11	8.0
Denmark	85 717	1	0	0	0	0	85 717	1	0	1	0.7
Japan	78 528	1	0	0	0	0	78 528	1	0	1	0.7
Poland	65 805	1	0	0	0	0	65 805	1	0	1	0.7
Sweden	3 820	2	21 621	2	0	0	25 441	3	1	4	2.9
Switzerland	16 387	1	2 025	1	0	0	18 412	2	0	2	1.5
Ireland	1 815	1	14 752	2	0	0	16 567	3	0	3	2.2
Hungary	8 406	2	3 900	1	2 519	1	14 825	4	0	4	2.9
USA	0	0	10 933	1	0	0	10 933	1	0	1	0.7
Canada	9 354	2	0	0	0	0	9 354	2	0	2	1.5
Belgium	0	0	7 888	1	0	0	7 888	1	0	1	0.7
France	5 392	1	0	0	0	0	5 392	1	0	1	0.7
Serbia and Monten.	0	0	0	0	2 470	1	2 470	1	0	1	0.7
Spain	1 800	1	0	0	0	0	1 800	1	0	1	0.7
Italy	762	1	0	0	0	0	762	1	0	1	0.7
Total	2 165 344	65*	360 635	42	2 231 415	30	4 757 394	132 (1)*	5	137 (1)*	100.0

* The figure in brackets is the number of proceedings in which several tenderers registered abroad were successful.
Tenderers from Austria and the Czech Republic were successful in one proceeding.

CC – Contracts concluded pursuant to Commercial Code and Civil Code
FA – Framework agreements as per Act on Public Procurement

Statistical evaluation of public procurement in 2005
Successful foreign tenderers
Utilities
Proceedings by subject of public procurement

Country: Slovak Republic

Currency: SKK '000 excl. VAT

Public procurement	Goods		Services		Works		Total	Total number of proceedings			
	Contract value	No of Proceedings	Contract value	No of Proceedings	Contract value	No of Proceedings	Contract value	CC	FA	Total	
Country of supplier	In SKK '000	Qty	In SKK '000	Qty	In SKK '000	Qty	In SKK '000	Qty	Qty	Qty	In %
A	1	2	3	4	5	6	7	8	9	10	11
Czech Republic	918 582	72	1 066 006	46	292 048	13	2 276 646	96	36	132	65,3
Germany	109 255	17*	155 738	3	5 111	1	270 104	18	3*	21*	10,4
Russia	39 735	5	12 351	2	201 314	1	253 399	8	0	8	4,0
Hungary	43 349	5	98 159	3	0	0	141 508	4	4	8	4,0
Austria	44 900	2 (1)*	24 559	3	0	0	69 459	4	1 (1)*	5 (1)*	3,0
France	39 864	4	5 412	2	0	0	45 276	6	0	6	3,0
Poland	37 643	6	1 200	1	4 834	1	43 677	7	1	8	4,0
Denmark	18 757	3	0	0	0	0	18 757	3	0	3	1,5
Norway	0	0	6 950	2	0	0	6 950	2	0	2	1,0
Italy	4 574	3	0	0	0	0	4 574	3	0	3	1,5
Estonia	3 823	2	0	0	0	0	3 823	2	0	2	1,0
Netherlands	1 350	2	1 854	1	0	0	3 204	3	0	3	1,5
Total	1 261 832	121 (1)*	1 372 229	63	503 307	16	3 137 377	156	45 (1)*	201 (1)*	100,0

* The figure in brackets is the number of proceedings in which several tenderers registered abroad were successful.
Tenderers from Austria and the Czech Republic were successful in one proceeding.

CC – Contracts concluded pursuant to Commercial Code and Civil Code
FA – Framework agreements as per Act on Public Procurement

Statistical evaluation of public procurement in 2005
Classic sector – below threshold public procurement

Country: Slovak Republic

Currency: SKK '000 excl. VAT

Type of contracting authority	PP method	Below threshold method - Total							
		Contract value	Proceedings (results)					Cancelled	Foreign
			CC	FA	Total				
A	B	In SKK '000	Qty	Qty	Qty	In %	Qty	Qty	
National authority	OP	3 912 224	809	124	933	19,8	167	11	
	RP	805 476	71	11	82	1,7	22	0	
	NP WP	93 381	7	1	8	0,2	1	0	
	DC	0	1	0	1	0,0	1	0	
	NP WtP WSC	6 902 635	594	23	617	13,1	0	29	
	Total	11 713 716	1482	159	1641	34,8	191	40	
Regional or local authority	OP	9 918 101	876	108	984	20,8	181	10	
	RP	2 520 468	141	6	147	3,1	32	2	
	NP WP	264 865	8	2	10	0,2	3	0	
	DC	2 010	9	0	9	0,2	4	0	
	NP WtP WSC	3 613 921	391	9	400	8,5	0	9	
	Total	16 319 365	1425	125	1550	32,8	220	21	
Body governed by public law	OP	3 250 964	680	114	794	16,8	148	10	
	RP	277 540	15	8	23	0,5	6	0	
	NP WP	49 920	5	1	6	0,1	0	0	
	DC	0	1	0	1	0,0	1	0	
	NP WtP WS	2 577 041	517	24	541	11,5	0	31	
	Total	6 155 465	1218	147	1365	28,9	155	41	
Association of legal persons	OP	178 479	10	1	11	0,2	3	0	
	RP	21 020	4	0	4	0,1	14	0	
	NP WP	0	0	0	0	0,0	0	0	
	DC	0	0	0	0	0,0	0	0	
	NP WtP WS	53 792	10	10	20	0,4	0	5	
	Total	253 291	24	11	35	0,7	17	5	
Other authority	OP	1 825 996	62	0	62	1,3	23	2	
	RP	1 028 430	26	0	26	0,6	7	0	
	NP WP	0	0	0	0	0,0	0	0	
	DC	0	0	0	0	0,0	0	0	
	NP WtP WS	395 829	28	0	28	0,6	0	2	
	Total	3 250 255	116	0	116	2,5	30	4	
Other subject	OP	45 701	10	2	12	0,3	10	0	
	RP	0	0	0	0	0,0	2	0	
	NP WP	0	0	0	0	0,0	0	0	
	DC	0	0	0	0	0,0	0	0	
	NP WtP WSC	12 842	3	0	3	0,0	0	2	
	Total	58 543	13	2	15	0,3	12	2	
Aggregated	OP	19 131 464	2447	349	2796	59,2	532	33	
	RP	4 652 934	257	25	282	6,0	83	2	
	NP WP	408 165	20	4	24	0,5	4	0	
	DC	2 010	11	0	11	0,2	6	0	
	NP WtP WSC	13 556 062	1543	66	1609	34,1	0	78	
	Total	37 750 635	4278	444	4722	100,0	625	113	

OP – Open procedure

RP – Restricted procedure

NP WP - Negotiated procedure with publication

DC - Design contest

NP WtP WSC - Negotiated procedure without publication without subsequent contracts

CC – Contracts concluded pursuant to Commercial Code and Civil Code

FA – Framework agreements as per Act on Public Procurement

Statistical evaluation of public procurement in 2005
Classic sector - above threshold public procurement

Country: Slovak Republic

Currency: SKK '000 excl. VAT

Type of contracting authority	PP method	Above threshold method - Total							
		Contract value	Proceedings (results)					Cancelled	Foreign
			CC	FA	Total				
A	B	In SKK '000	Qty	Qty	Qty	In %	Qty	Qty	
State administration	OP	5 868 785	67	55	122	31,4	69	6 (1)*	
	RP	358 886	7	2	9	2,3	1	1	
	NP WP	100 829	2	0	2	0,5	0	0	
	DC	19 980	2	0	2	0,5	0	0	
	NP WtP WSC	6 495 845	82	8	90	23,1	0	10	
	Total	12 844 325	160	65	225	57,8	70	17 (1)*	
Regional or local authority	OP	1 682 525	16	1	17	4,4	9	1	
	RP	557 315	1	1	2	0,5	0	0	
	NP WP	0	0	0	0	0,0	0	0	
	DC	0	0	0	0	0,0	0	0	
	NP WtP WSC	1 785 926	11	2	13	3,3	0	0	
	Total	4 025 766	28	4	32	8,2	9	1	
Body governed by public law	OP	14 406 171	51	11	62	15,9	17	2	
	RP	97 601	3	0	3	0,8	4	0	
	NP WP	0	0	0	0	0,0	0	0	
	DC	0	0	0	0	0,0	0	0	
	NP WtP WSC	3 784 175	54	5	59	15,2	0	2	
	Total	18 287 947	108	16	124	31,9	21	4	
Association of legal persons	OP	0	0	0	0	0,0	0	0	
	RP	0	0	0	0	0,0	0	0	
	NP WP	0	0	0	0	0,0	0	0	
	DC	0	0	0	0	0,0	0	0	
	NP WtP WSC	64 016	0	4	4	1,0	0	0	
	Total	64 016	0	4	4	1,0	0	0	
Other authority	OP	111 874	1	1	2	0,5	2	0	
	RP	0	0	0	0	0,0	0	0	
	NP WP	0	0	0	0	0,0	0	0	
	DC	0	0	0	0	0,0	0	0	
	NP WtP WSC	85 717	1	0	1	0,3	0	1	
	Total	197 591	2	1	3	0,8	2	1	
Other subject	OP	0	0	0	0	0,0	3	0	
	RP	0	0	0	0	0,0	0	0	
	NP WP	0	0	0	0	0,0	0	0	
	DC	0	0	0	0	0,0	0	0	
	NP WtP WSC	78 528	1	0	1	0,3	0	1	
	Total	78 528	1	0	1	0,3	3	1	
Aggregated	OP	22 069 356	135	68	203	52,2	100	9	
	RP	1 013 801	11	3	14	3,6	5	1	
	NP WP	100 829	2	0	2	0,5	0	0	
	DC	19 980	2	0	2	0,5	0	0	
	NP WtP WS	12 294 205	149	19	168	43,2	0	14	
	Total	35 498 171	299	90	389	100,0	105	24 (1)*	

* The figure in brackets is the number of proceedings in which several tenderers registered abroad were successful
In one procedure tenderers from Austria and the Czech Republic were successful

OP – Open procedure

RP – Restricted procedure

NP WP - Negotiated procedure with publication

DC - Design contest

NP WtP WSC - Negotiated procedure without publication without subsequent contracts

Statistical evaluation of public procurement in 2005
Utilities
Overviews by subject, public procurement method and activity of tenderer

Country: Slovak Republic

Currency: SKK '000 excl. VAT

Subject of PP	GOODS		WORKS		SERVICES		TOTAL	
	Above threshold	Below threshold	Above threshold	Below threshold	Above threshold	Below threshold	Above threshold	Below threshold
Contracting entity	In SKK '000	In SKK '000	In SKK '000	In SKK '000	In SKK '000	In SKK '000	In SKK '000	In SKK '000
Annex I	24 646	630 078	1 687 825	1 618 864	214 061	388 816	1 926 532	2 637 758
Annex II	2 655 341	1 366 827	633 345	2 510 856	951 178	1 281 085	4 239 864	5 158 768
Annex III	0	157 544	236 603	1 892 409	55 200	219 817	291 803	2 269 770
Annex IV	192 137	133 978	375 847	631 022	330 196	209 735	898 180	974 735
Annex V	0	0	0	0	0	0	0	0
Annex VI	661 884	707 648	227 963	573 924	8 031 409	235 603	8 921 256	1 517 175
Annex VII	1 229 009	395 682	0	226 073	286 232	105977.0	1 515 241	727 732
Annex VIII	26 922	177 395	0	111 280	21 091	106 474	48 013	395 149
Annex IX	0	0	0	0	0	0	0	0
Annex X	0	0	0	0	0	0	0	0
Total	4 789 939	3 569 152	3 161 583	7 564 428	9 889 367	2 547 507	17 840 889	13 681 087

Explanations (Annex VI by Council Directive 93/38/EEC from 14 June 1993).

- Annex I Production, supply or distribution of drinking water;
- Annex II Production, supply or distribution of electricity;
- Annex III Supply or distribution of gas or heat;
- Annex IV Gas or oil exploration;
- Annex V Coal or other solid fuel exploration;
- Annex VI Contracting entities in railway transport;
- Annex VII Contracting entities in municipal rail, tram, trolleybus or bus transport;
- Annex VIII Contracting entities in airport facilities;
- Annex IX Contracting entities in marine, inland port or other terminal facilities;
- Annex X Contracting entities in postal services