



Statistical evaluation of the public procurement in 2006

Classic sector, utilities and other subjects

Number and value of procedures according subjects, type of procedures and objects - T O T A L

Member State: Slovakia

National currency: SKK

Procedures		Above EU-thresholds procedures									Below EU-thresholds procedures									Total supplies, services and works											
Subjects		Value		CC	FA	Total		SC	Canc.	Abr.	Value		CC	FA	Total		SC	Canc.	Abr.	Value		CC	FA	DPS	Total		SC	Canc.	Abr.		
	Unit	(000)SKK	%	Am.	Am.	Am.	%	Am.	Am.	Am.	(000)SKK	v %	Am.	Am.	Am.	%	Am.	Am.	Am.	(000)SKK	%	Am.	Am.	Am.	Am.	%	Am.	Am.	Am.		
	A	1	2	3	4	6	7	8	9	10	11	12	13	14	15	16	17	18	19	20	21	22	23	24	25	26	27	28	29		
Directive 2004/18/EC (Classic sector)																															
National authorities		22 459 484	37,3	345	80	425	66,4	19	72	24	15 495 843	37,3	2 028	129	2 157	44,2	0	134	66	37 955 327	37,3	2 373	209	0	2 582	46,8	19	206	90		
Reg. or local authorities		4 049 247	6,7	54	2	56	8,8	5	15	1	17 897 120	43,1	1 807	56	1 863	38,2	0	164	31	21 946 367	21,6	1 861	58	0	1 919	34,7	5	179	32		
Clasicc sector		26 508 731	44,0	399	82	481	75,2	24	87	25	33 392 963	80,4	3 835	185	4 020	82,4	0	298	97	59 901 694	58,9	4 234	267	0	4 501	81,5	24	385	122		
Directive 2004/17/EC (Utilities)																															
Utilities		31 702 620	52,6	91	52	143	22,3	6	32	27	5 504 742	13,3	501	152	653	13,4	0	63	58	37 207 362	36,6	592	204	0	796	14,4	6	95	85		
Total		58 211 351	96,6	490	134	624	97,5	30	119	52	38 897 705	93,7	4 336	337	4 673	95,7	0	361	155	97 109 056	95,5	4 826	471	0	5 297	95,9	30	480	207		
Other subjects																															
Other subjects		2 022 301	3,4	14	2	16	2,5	1	8	1	2 611 023	6,3	197	11	208	4,3	0	18	15	4 633 324	4,5	211	13	0	224	4,1	1	26	16		
Overall total		60 233 652	100,0	504	136	640	100,0	31	127	53	41 508 728	100,0	4 533	348	4 881	100,0	0	379	170	101 742 380	100,0	5 037	484	0	5 521	100,0	31	506	223		

Notes

National currency (000) SKK (in thousand without VAT at current prices)

Value (SKK) does not involve value of contracts: concluded according the framework agreements, subsequent contracts, design contests and concessions

CC - contracts without FA, DPS, and SC

FA - framework agreements

DPS - dynamic purchasing systems

SC - subsequent contracts

Canc. - cancelled procedures

Abr. - number of procedures, in which abroad registered tenderers succeeded

Directive 2004/18/EC (Classic sector)

Directive 2004/17/EC (Utilities)

Other subjects - subjects who are neither contracting authorities nor contracting entities pursuant to the Act

Am. - amount (number of)



Statistical evaluation of the public procurement in 2006

Classic sector, utilities and other subjects

Number and value of procedures according subjects, type of procedures and objects - S U P P L I E S

Member State: Slovakia

National currency: SKK

Procedures		Above EU-thresholds procedures									Below EU-thresholds procedures									Total supplies											
Subjects		Value		CC	FA	Total		SC	Canc.	Abr.	Value		CC	FA	Total		SC	Canc.	Abr.	Value		CC	FA	DPS	Total		SC	Canc.	Abr.		
	Unit	(000)SKK	%	Am.	Am.	Am.	%	Am.	Am.	Am.	(000)SKK	%	Am.	Am.	Am.	%	Am.	Am.	Am.	(000)SKK	%	Am.	Am.	Am.	Am.	%	Am.	Am.	Am.		
	A	1	2	3	4	6	7	8	9	10	11	12	13	14	15	16	17	18	19	20	21	22	23	24	25	26	27	28	29		
<b>Directive 2004/18/EC (Classic sector)</b>																															
National authorities		8 634 725	55,1	126	60	186	67,9	7	35	10	2 646 135	50,0	940	98	1 038	58,3	0	61	38	11 280 860	53,8	1 066	158	0	1 224	59,6	7	96	48		
Reg. or local authorities		463 594	3,0	18	0	18	6,6	1	6	1	1 216 752	23,0	450	24	474	26,6	0	34	12	1 680 345	8,0	468	24	0	492	23,9	1	40	13		
<b>Classic sector</b>		<b>9 098 319</b>	<b>58,0</b>	<b>144</b>	<b>60</b>	<b>204</b>	<b>74,5</b>	<b>8</b>	<b>41</b>	<b>11</b>	<b>3 862 887</b>	<b>73,0</b>	<b>1 390</b>	<b>122</b>	<b>1 512</b>	<b>84,9</b>	<b>0</b>	<b>95</b>	<b>50</b>	<b>12 961 205</b>	<b>61,8</b>	<b>1 534</b>	<b>182</b>	<b>0</b>	<b>1 716</b>	<b>83,5</b>	<b>8</b>	<b>136</b>	<b>61</b>		
<b>Directive 2004/17/EC (Utilities)</b>																															
Utilities		4 698 979	30,0	28	30	58	21,2	2	13	10	1 281 366	24,2	142	77	219	12,3	0	20	26	5 980 345	28,5	170	107	0	277	13,5	2	33	36		
<b>Total</b>		<b>13 797 298</b>	<b>88,0</b>	<b>172</b>	<b>90</b>	<b>262</b>	<b>95,6</b>	<b>10</b>	<b>54</b>	<b>21</b>	<b>5 144 253</b>	<b>97,2</b>	<b>1 532</b>	<b>199</b>	<b>1 731</b>	<b>97,2</b>	<b>0</b>	<b>115</b>	<b>76</b>	<b>18 941 550</b>	<b>90,3</b>	<b>1 704</b>	<b>289</b>	<b>0</b>	<b>1 993</b>	<b>97,0</b>	<b>10</b>	<b>169</b>	<b>97</b>		
<b>Other subjects</b>																															
Other subjects		1 876 743	12,0	11	1	12	4,4	1	7	1	150 852	2,8	43	7	50	2,8	0	3	7	2 027 596	9,7	54	8	0	62	3,0	1	10	8		
<b>Overall total</b>		<b>15 674 041</b>	<b>100,0</b>	<b>183</b>	<b>91</b>	<b>274</b>	<b>100,0</b>	<b>11</b>	<b>61</b>	<b>22</b>	<b>5 295 105</b>	<b>100,0</b>	<b>1 575</b>	<b>206</b>	<b>1 781</b>	<b>100,0</b>	<b>0</b>	<b>118</b>	<b>83</b>	<b>20 969 146</b>	<b>100,0</b>	<b>1 758</b>	<b>297</b>	<b>0</b>	<b>2 055</b>	<b>100,0</b>	<b>11</b>	<b>179</b>	<b>105</b>		

Notes

National currency (000) SKK (in thousand without VAT at current prices)

Value (SKK) does not involve value of contracts: concluded according the framework agreements, subsequent contracts, design contests and concessions

CC - contracts without FA, DPS, and SC

FA - framework agreements

DPS - dynamic purchasing systems

SC - subsequent contracts

Canc. - cancelled procedures

Abr. - number of procedures, in which abroad registered tenderers succeeded

Directive 2004/18/EC (Classic sector)

Directive 2004/17/EC (Utilities)

Other subjects - subjects who are neither contracting authorities nor contracting entities pursuant to the Act

Am. - amount (number of)



Statistical evaluation of the public procurement in 2006

Classic sector, utilities and other subjects

Number and value of procedures according subjects, type of procedures and objects - S E R V I C E S

Annex No. 3

Member State: Slovakia

National currency: SKK

Procedures		Above EU-thresholds procedures									Below EU-thresholds procedures									Total services										
Subjects		Value		CC	FA	Total		SC	Canc.	Abr.	Value		CC	FA	Total		SC	Canc.	Abr.	Value		CC	FA	DPS	Total		SC	Canc.	Abr.	
	Unit	(000)SKK	%	Am.	Am.	Am.	%	Am.	Am.	Am.	(000)SKK	%	Am.	Am.	Am.	%	Am.	Am.	Am.	(000)SKK	%	Am.	Am.	Am.	Am.	%	Am.	Am.	Am.	
	A	1	2	3	4	6	7	8	9	10	11	12	13	14	15	16	17	18	19	20	21	22	23	24	25	26	27	28	29	
Directive 2004/18/EC (Classic sector)																														
National authorities		7 622 842	35,1	210	20	230	69,3	12	35	12	2 125 328	49,0	801	21	822	54,1	0	58	23	9 748 170	37,5	1 011	41	0	1 052	56,8	12	93	35	
Reg. or local authorities		2 385 511	11,0	33	1	34	10,2	4	8	0	860 538	19,9	369	10	379	25,0	0	35	5	3 246 049	12,5	402	11	0	413	22,3	4	43	5	
Classicc sector		10 008 353	46,1	243	21	264	79,5	16	43	12	2 985 866	68,9	1 170	31	1 201	79,1	0	93	28	12 994 219	49,9	1 413	52	0	1 465	79,1	16	136	40	
Directive 2004/17/EC (Utilities)																														
Utilities		11 534 519	53,2	43	21	64	19,3	3	13	15	1 184 612	27,3	226	32	258	17,0	0	22	27	12 719 131	48,9	269	53	0	322	17,4	3	35	42	
Total		21 542 872	99,3	286	42	328	98,8	19	56	27	4 170 478	96,2	1 396	63	1 459	96,1	0	115	55	25 713 350	98,8	1 682	105	0	1 787	96,5	19	171	82	
Other subjects																														
Other subjects		145 558	0,7	3	1	4	1,2	0	0	0	163 747	3,8	57	3	60	3,9	0	4	4	309 305	1,2	60	4	0	64	3,5	0	4	4	
Overall total		21 688 430	100,0	289	43	332	100,0	19	56	27	4 334 225	100,0	1 453	66	1 519	100,0	0	119	59	26 022 655	100,0	1 742	109	0	1 851	100,0	19	175	86	

Notes

National currency (000) SKK (in thousand without VAT at current prices)

Value (SKK) does not involve value of contracts: concluded according the framework agreements, subsequent contracts, design contests and consessions

CC - contracts without FA, DPS, and SC

FA - framework agreements

DPS - dynamic purchasing systems

SC - subsequent contracts

Canc. - cancelled procedures

Abr. - number of procedures, in which abroad registered tenderers succeeded

Directive 2004/18/EC (Classic sector)

Directive 2004/17/EC (Utilities)

Other subjects - subjects who are neither contracting authorities nor contracting entities pursuant to the Act

Am. - amount (number of)



Statistical evaluation of the public procurement in 2006

Classic sector, utilities and other subjects

Number and value of procedures according subjects, type of procedures and objects - W O R K S

Annex No. 4

Member State: Slovakia

National currency: SKK

Procedures		Above EU-thresholds procedures									Below EU-thresholds procedures									Total works									
Subjects		Value		CC	FA	Total		SC	Canc.	Abr.	Value		CC	FA	Total		SC	Canc.	Abr.	Value		CC	FA	DPS	Total		SC	Canc.	Abr.
	Unit	(000)SKK	%	Am.	Am.	Am.	%	Am.	Am.	Am.	(000)SKK	%	Am.	Am.	Am.	%	Am.	Am.	Am.	(000)SKK	%	Am.	Am.	Am.	Am.	%	Am.	Am.	Am.
	A	1	2	3	4	6	7	8	9	10	11	12	13	14	15	16	17	18	19	20	21	22	23	24	25	26	27	28	29
<b>Directive 2004/18/EC (Classic sector)</b>																													
National authorities		6 201 917	27,1	9	0	9	26,5	0	2	2	10 724 380	33,6	287	10	297	18,8	0	15	5	16 926 297	30,9	296	10	0	306	18,9	0	17	7
Reg. or local authorities		1 200 142	5,2	3	1	4	11,8	0	1	0	15 819 831	49,6	988	22	1 010	63,9	0	95	14	17 019 973	31,1	991	23	0	1 014	62,8	0	96	14
Classicc sector		7 402 059	32,4	12	1	13	38,2	0	3	2	26 544 211	83,3	1 275	32	1 307	82,7	0	110	19	33 946 270	62,0	1 287	33	0	1 320	81,7	0	113	21
<b>Directive 2004/17/EC (Utilities)</b>																													
Utilities		15 469 122	67,6	20	1	21	61,8	1	6	2	3 038 764	9,5	133	43	176	11,1	0	21	5	18 507 886	33,8	153	44	0	197	12,2	1	27	7
<b>Total</b>		<b>22 871 181</b>	<b>100,0</b>	<b>32</b>	<b>2</b>	<b>34</b>	<b>100,0</b>	<b>1</b>	<b>9</b>	<b>4</b>	<b>29 582 975</b>	<b>92,8</b>	<b>1 408</b>	<b>75</b>	<b>1 483</b>	<b>93,8</b>	<b>0</b>	<b>131</b>	<b>24</b>	<b>52 454 156</b>	<b>95,8</b>	<b>1 440</b>	<b>77</b>	<b>0</b>	<b>1 517</b>	<b>93,9</b>	<b>1</b>	<b>140</b>	<b>28</b>
<b>Other subjects</b>																													
Other subjects		0	0,0	0	0	0	0,0	0	1	0	2 296 424	7,2	97	1	98	6,2	0	11	4	2 296 424	4,2	97	1	0	98	6,1	0	12	4
<b>Overall total</b>		<b>22 871 181</b>	<b>100,0</b>	<b>32</b>	<b>2</b>	<b>34</b>	<b>100,0</b>	<b>1</b>	<b>10</b>	<b>4</b>	<b>31 879 399</b>	<b>100,0</b>	<b>1 505</b>	<b>76</b>	<b>1 581</b>	<b>100,0</b>	<b>0</b>	<b>142</b>	<b>28</b>	<b>54 750 580</b>	<b>100,0</b>	<b>1 537</b>	<b>78</b>	<b>0</b>	<b>1 615</b>	<b>100,0</b>	<b>1</b>	<b>152</b>	<b>32</b>

Notes

National currency (000) SKK (in thousand without VAT at current prices)

Value (SKK) does not involve value of contracts: concluded according the framework agreements, subsequent contracts, design contests and concessions

CC - contracts without FA, DPS, and SC

FA - framework agreements

DPS - dynamic purchasing systems

SC - subsequent contracts

Canc. - cancelled procedures

Abr. - number of procedures, in which abroad registered tenderers succeeded

Directive 2004/18/EC (Classic sector)

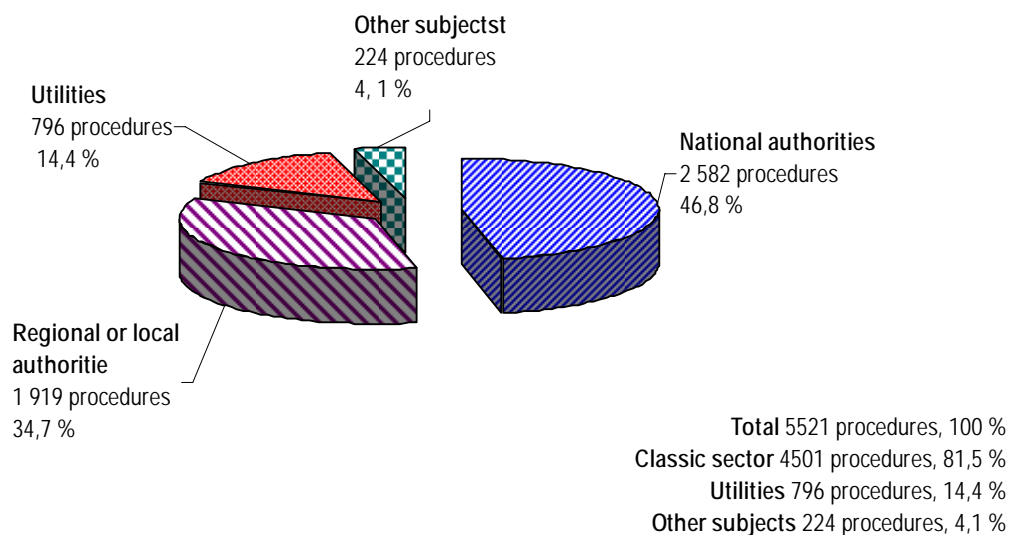
Directive 2004/17/EC (Utilities)

Other subjects - subjects who are neither contracting authorities nor contracting entities pursuant to the Act

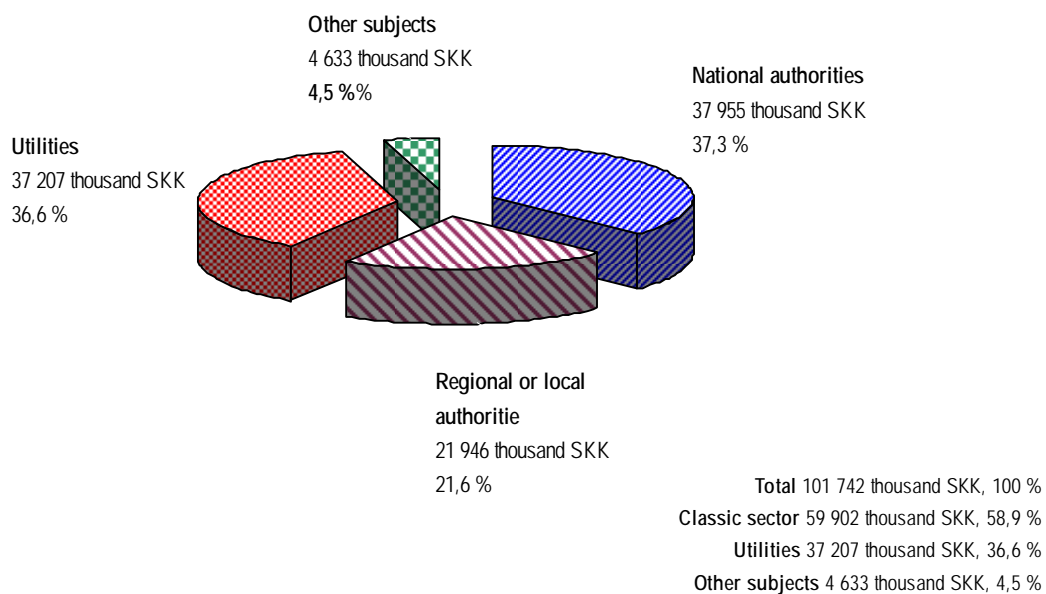
Am. - amount (number of)

## Statistical evaluation of the public procurement in Slovak Republic in 2006

### Number of procedures according the type of subjects

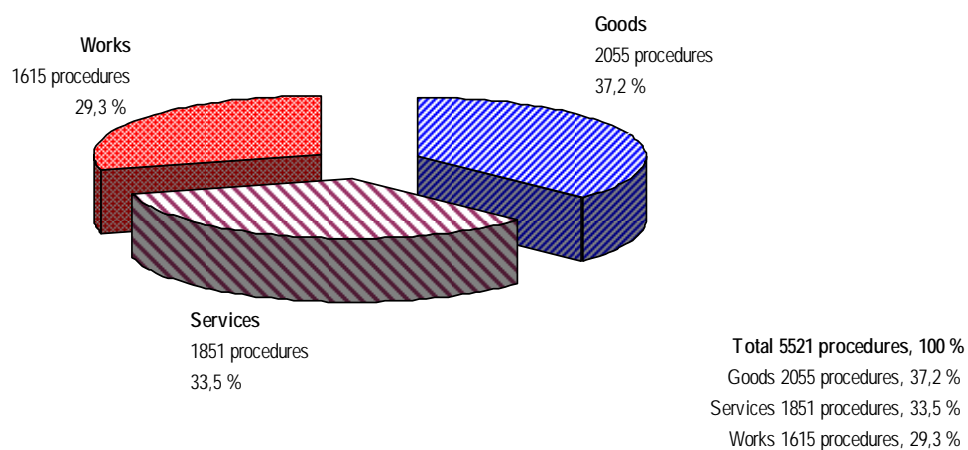


### Total value according the type of subjects

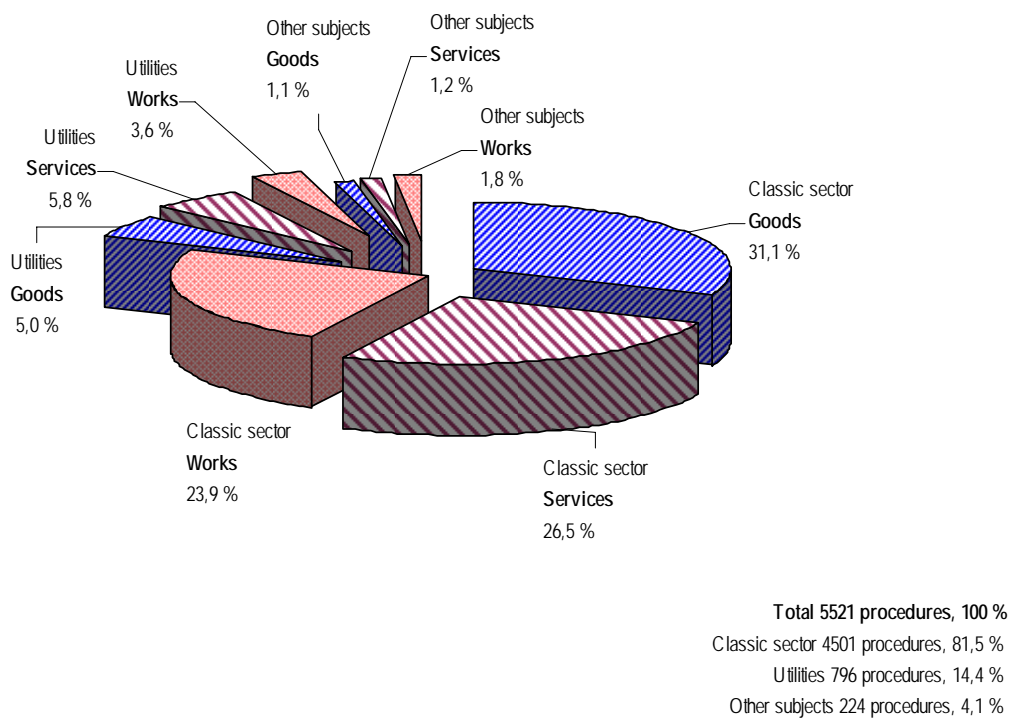


### Statistical evaluation of the public procurement in Slovak Republic in 2006

Number of procedures according the type of the object of the contracts

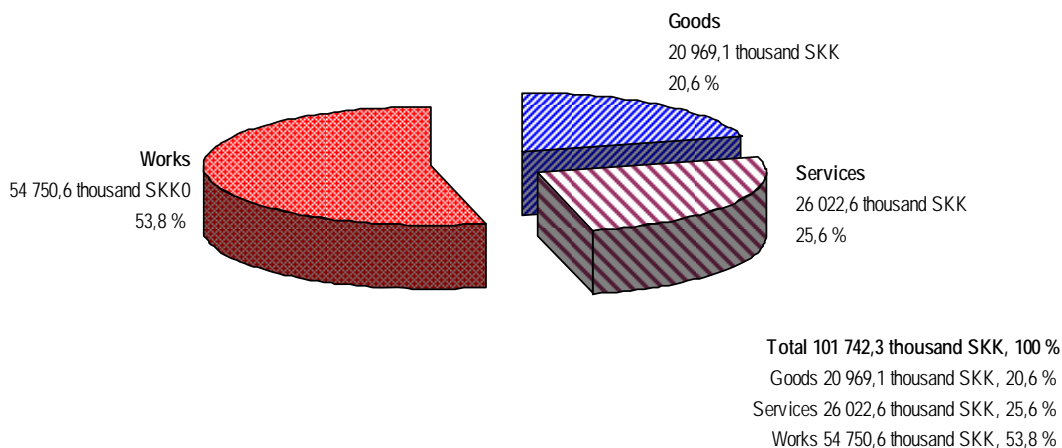


Number of procedures according the type of the subjects and the type of the object of the contracts

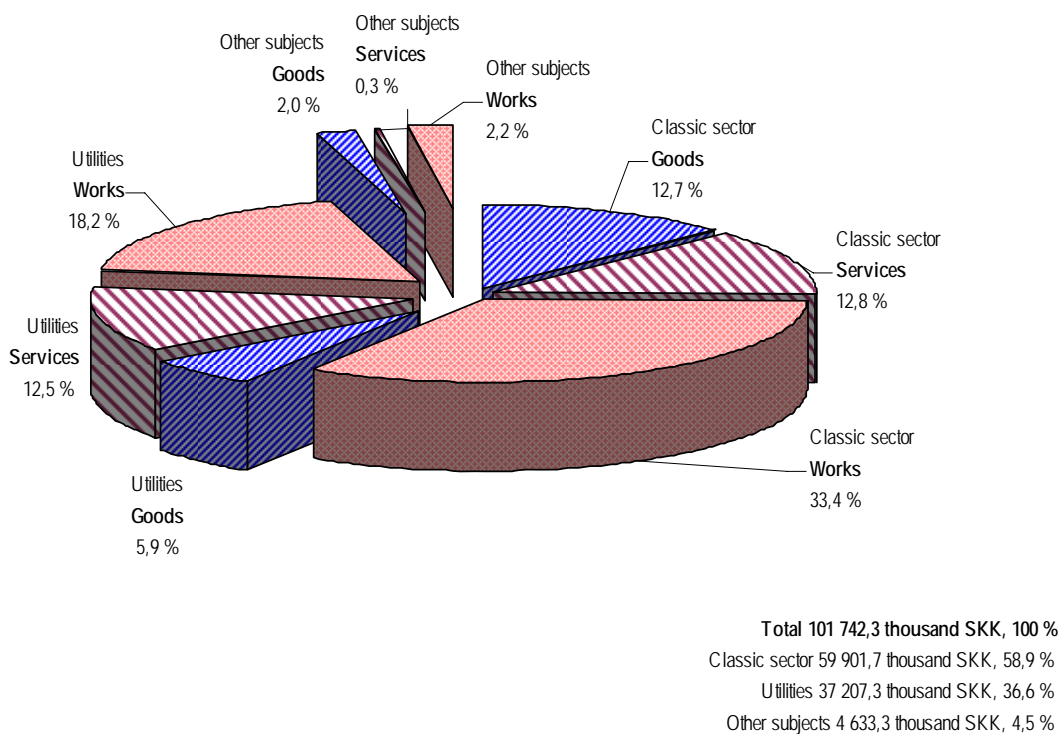


## Statistical evaluation of the public procurement in Slovak Republik in 2006

Value according the type of the object of the contracts



Value according the type of the subjects  
and the type of the object of the contracts







## Statistical evaluation of the public procurement in 2006

## Classic sector, utilities and other subjects

## Number and value of public procurement procedures according objects of contracts and draw-down of EU funds

Member State: Slovakia

National currency: SKK

Procedures	Above EU-thresholds procedures														Above and below EU-thresholds procedures													
	Supplies		Services		Works		Total						Supplies		Services		Works		Total									
Subjects	Value	Am.	Value	Am.	Value	Am.	Value	CC	FA	Total	Canc.	Abr.	Value	Am.	Value	Am.	Value	Am.	Value	CC	FA	Total	Canc.	Abr.				
Unit	(000)SKK		(000)SKK		(000)SKK		(000)SKK	%	Am.	Am.	Am.	%	Am.	Am.	(000)SKK		(000)SKK		(000)SKK		(000)SKK	%	Am.	Am.	Am.	%	Am.	Am.
A	1	2	3	4	6	7	8	9	10	11	12	13	14	15	16	17	118	19	20	21	22	23	24	25	26	27	28	29
<b>Directive 2004/18/EC (Classic sector)</b>																												
National authorities	596 348	26	2 347 917	91	4 056 462	5	7 000 727	30,5	113	9	122	70,5	21	10	670 786	51	2 926 999	293	4 438 038	17	8 035 823	24,6	346	15	361	31,9	33	14
Reg. or local authorities	87 245	7	176 352	9	205 015	1	468 612	2,0	17	0	17	9,8	4	1	236 875	70	473 563	158	5 160 778	319	5 871 216	18,0	544	3	547	48,4	52	13
Classic sector	683 593	33	2 524 269	100	4 261 477	6	7 469 339	32,5	130	9	139	80,3	25	11	907 661	121	3 400 562	451	9 598 816	336	13 907 039	42,5	890	18	908	80,3	85	27
<b>Directive 2004/17/EC (Utilities)</b>																												
Utilities	87 320	2	2 273 246	15	12 890 663	10	15 251 229	66,4	21	6	27	15,6	8	7	94 895	5	2 309 248	26	13 891 226	29	16 295 370	49,9	53	7	60	5,3	12	10
<b>Total</b>	<b>770 913</b>	<b>35</b>	<b>4 797 515</b>	<b>115</b>	<b>17 152 140</b>	<b>16</b>	<b>22 720 568</b>	<b>98,9</b>	<b>151</b>	<b>15</b>	<b>166</b>	<b>96,0</b>	<b>33</b>	<b>18</b>	<b>1 002 556</b>	<b>126</b>	<b>5 709 810</b>	<b>477</b>	<b>23 490 042</b>	<b>365</b>	<b>30 202 409</b>	<b>92,4</b>	<b>943</b>	<b>25</b>	<b>968</b>	<b>85,6</b>	<b>97</b>	<b>37</b>
<b>Other subjects</b>																												
Other subjects	244 481	5	17 015	2	0	0	261 496	1,1	7	0	7	4,0	4	1	311 789	30	171 195	56	2 003 363	77	2 486 347	7,6	160	3	163	14,4	19	13
<b>Overall total</b>	<b>1 015 394</b>	<b>40</b>	<b>4 814 530</b>	<b>117</b>	<b>17 152 140</b>	<b>16</b>	<b>22 982 064</b>	<b>100,0</b>	<b>158</b>	<b>15</b>	<b>173</b>	<b>100,0</b>	<b>37</b>	<b>19</b>	<b>1 314 345</b>	<b>156</b>	<b>5 881 005</b>	<b>533</b>	<b>25 493 405</b>	<b>442</b>	<b>32 688 756</b>	<b>100,0</b>	<b>1 103</b>	<b>28</b>	<b>1 131</b>	<b>100,0</b>	<b>116</b>	<b>50</b>

## Notes:

National currency SKK (in thousand without VAT at current prices)

The value (SKK) does not involve a value of contracts: concluded according the framework agreements, subsequent contracts, design contests and concessions

CC - contracts without FA, DPS, and SC

FA - framework agreement

Abr. - number of procedures, in which abroad registered tenderers succeeded

Directive 2004/18/EC (Classic sector)

Directive 2004/17/EC (Utilities)

Other subjects - subjects which are neither contracting authorities nor contracting entities pursuant to the Act



Successful abroad registered tenderers  
 Classic sector, utilities and other subjects  
 Successful with headquarters in abroad in 2005 and 2006 - EU, OECD and World

Annex No. 10

Member State: Slovakia

National currency: SKK

Year		2005				2006						
Category	State	Procedures		Value		Procedures		Comparison with 2005		Value		Comparison with 2005
		počet	v %	(000)SKK	v %	počet	v %	počet	v %	(000)SKK	v %	v %
EU (25)	Belgium	1	0,3	7 888	0,1	1	0,4	0	0,0	13 532	0,2	171,6
	Czech Republic	218 (1)*	64,5	4 645 118	58,84	152 (1)*	68,4	-66	30,3	3 933 845	52,5	84,7
	Denmark	4	1,2	104 474	1,32	1	0,4	-3	75,0	5 141	0,1	4,9
	Estonia	2	0,6	3 823	0,05	0	0	-2	-100,0	0	0,0	0,0
	Finland	0	0	0	0	1	0,4	1	100,0	4 226	0,1	0,0
	France	7	2,1	50 668	0,64	5	2,2	-2	28,6	924 122	12,3	1 823,9
	Holland	3	0,9	3 204	0,04	3	1,3	0	0,0	13 571	0,2	423,6
	Ireland	3	0,9	16 567	0,21	3	1,3	0	0,0	45 864	0,6	276,8
	Hungary	12	3,6	156 333	1,98	6	2,7	-6	-50,0	141 672	1,9	90,6
	Germany	32	9,5	389 285	4,93	17	7,7	-15	-46,9	247 758	3,3	63,6
	Poland	9	2,7	109 482	1,39	2	0,9	-7	-77,8	203 489	2,7	185,9
	Austria	9 (1)*	2,7	304 565	3,86	15	6,8	6	-66,7	192 032	2,6	63,1
	Spain	1	0,3	1 800	0,02	2	0,9	1	100,0	413 001	5,5	22 944,5
	Sweden	4	1,2	25 441	0,32	2	0,9	-2	-50,0	64 007	0,9	251,6
	Italy	4	1,2	5 335	0,07	2	0,9	-2	-50,0	5 466	0,1	102,5
United Kingdom	12	3,6	1 690 742	21,42	5 (1)*	2,2	-7	-58,3	1 050 308	14,0	62,1	
EU-25		321 (2)*	95	7 514 725	95,19	217 (2)*	97,4	-104	-32,4	7 258 034	96,8	96,6
OECD	Japan	1	0,3	78 528	0,99	0	0	-1	-100,0	0	0	0,0
	Canada	2	0,6	9 354	0,12	1	0,4	-1	-50,0	100 000	1,3	1 069,1
	USA	1	0,3	10 933	0,14	2	0,9	1	100,0	17 080	0,2	156,2
	Switzerland /EFTA/	2	0,6	18 412	0,23	2	0,9	0	0,0	5 112	0,1	27,8
	Norway /EFTA/	2	0,6	6 950	0,09	0	0	-2	-100,0	0	0	0,0
OECD		327 (2)*	96,7	7 635 079	97,0	222 (2)*	99,6	-105	-32,1	7 380 226	98,4	96,7
World	Bulgaria	0	0	0	0	1	0,4	1	100,0	118 011	1,6	0,0
	Russland	8	2,4	253 399	3,21	0	0,0	-8	-100,0	0	0,0	0,0
	Serbia and Montenegro	1	0,3	2 470	0,03	0	0,0	-1	-100,0	0	0	0,0
World		9	2,7	255 869	3,24	1	0,4	-8	-100,0	118 011	1,6	46,1
Overall total		338 (2)*	100	7 894 771	100	223 (2)*	100,0	-115	-34,0	7 498 237	100,0	95,0

\* Entry in parentheses is the number of procedures with successful abroad registered tenderers. In the first procedure were successful tenderers from Czech Republic and Germany, in the second one from Canada and United Kingdom.



# Statistical evaluation of the public procurement in 2006

Annex No. 11

## Classic sector and other subjects

### Number and value of procedures according subjects, type of procedures and objects - T O T A L

Member State: Slovakia

National currency: SKK

Procedures	Above EU-thresholds procedures							Below EU-thresholds procedures							Total											
	Value		CC	FA	Total		Canc.	Value		CC	FA	Total		Canc.	Value		CC	FA	PNS	Total		SC	Canc.	Abr.		
Subjects	Unit	(000)SKK	%	Am.	Am.	Am.	%	Am.	(000)SKK	%	Am.	Am.	Am.	%	Am.	(000)SKK	%	Am.	Am.	Am.	Am.	%	Am.	Am.	Am.	
A		1	2	3	4	6	7	9	10	11	12	13	14	15	16	17	118	19	20	21	22	23	24	25	26	
<b>Annex IV of Directive 2004/18/EC</b>																										
Ministries, state authorities, Art. 6 (1) a)		12 849 770	45,0	235	60	295	59,3	50	5 496 649	15,3	1 248	71	1 319	31,2	93	18 346 419	28,4	1 483	131	0	1 614	34,2	11	143	54	
Bodies governed by public law, Art. 6 (1) d)		9 609 714	33,7	110	20	130	26,2	22	9 999 194	27,7	780	58	838	19,8	41	19 608 908	30,4	890	78	0	968	20,5	8	63	36	
<b>National authorities</b>		<b>22 459 484</b>	<b>78,7</b>	<b>345</b>	<b>80</b>	<b>425</b>	<b>85,5</b>	<b>72</b>	<b>15 495 843</b>	<b>43,0</b>	<b>2 028</b>	<b>129</b>	<b>2 157</b>	<b>51,0</b>	<b>134</b>	<b>37 955 327</b>	<b>58,8</b>	<b>2 373</b>	<b>209</b>	<b>0</b>	<b>2 582</b>	<b>54,6</b>	<b>19</b>	<b>206</b>	<b>90</b>	
<b>Annex III of Directive 2004/18/EC</b>																										
Municipalities and higher territorial units		3 752 027	13,1	40	2	42	8,5	12	16 617 340	46,1	1 584	52	1 636	38,7	142	20 369 367	31,6	1 624	54	0	1 678	35,5	2	154	23	
Bodies governed by public law		223 266	0,8	8	0	8	1,6	1	1 042 937	2,9	181	4	185	4,4	19	1 266 203	2,0	189	4	0	193	4,1	3	20	5	
Associations of legal persons		73 955	0,3	6	0	6	1,2	2	236 843	0,7	42	0	42	1,0	3	310 798	0,5	48	0	0	48	1,0	0	5	4	
<b>Regional or local authorities</b>		<b>4 049 248</b>	<b>14,2</b>	<b>54</b>	<b>2</b>	<b>56</b>	<b>11,3</b>	<b>15</b>	<b>17 897 120</b>	<b>49,7</b>	<b>1 807</b>	<b>56</b>	<b>1 863</b>	<b>44,1</b>	<b>164</b>	<b>21 946 368</b>	<b>34,0</b>	<b>1 861</b>	<b>58</b>	<b>0</b>	<b>1 919</b>	<b>40,6</b>	<b>5</b>	<b>179</b>	<b>32</b>	
<b>Classic sector</b>		<b>26 508 732</b>	<b>92,9</b>	<b>399</b>	<b>82</b>	<b>481</b>	<b>96,8</b>	<b>87</b>	<b>33 392 963</b>	<b>92,7</b>	<b>3 835</b>	<b>185</b>	<b>4 020</b>	<b>95,1</b>	<b>298</b>	<b>59 901 695</b>	<b>92,8</b>	<b>4 234</b>	<b>267</b>	<b>0</b>	<b>4 501</b>	<b>95,3</b>	<b>24</b>	<b>385</b>	<b>122</b>	
<b>Other subject</b>																										
Provided subsidy by c. authority (Article 7)		285 470	1,0	8	0	8	1,6	5	2 546 965	7,1	190	5	195	4,6	18	2 832 435	4,4	198	5	0	203	4,3	1	23	14	
Voluntarily proceeding		1 736 831	6,1	6	2	8	1,6	3	64 058	0,2	7	6	13	0,3	0	1 800 889	2,8	13	8	0	21	0,4	0	3	2	
<b>Other subject</b>		<b>2 022 301</b>	<b>7,1</b>	<b>14</b>	<b>2</b>	<b>16</b>	<b>3,2</b>	<b>8</b>	<b>2 611 023</b>	<b>7,3</b>	<b>197</b>	<b>11</b>	<b>208</b>	<b>4,9</b>	<b>18</b>	<b>4 633 324</b>	<b>7,2</b>	<b>211</b>	<b>13</b>	<b>0</b>	<b>224</b>	<b>4,7</b>	<b>1</b>	<b>26</b>	<b>16</b>	
<b>Overall total</b>		<b>28 531 033</b>	<b>100,0</b>	<b>413</b>	<b>84</b>	<b>497</b>	<b>100,0</b>	<b>95</b>	<b>36 003 986</b>	<b>100,0</b>	<b>4 032</b>	<b>196</b>	<b>4 228</b>	<b>100,0</b>	<b>316</b>	<b>64 535 019</b>	<b>100,0</b>	<b>4 445</b>	<b>280</b>	<b>0</b>	<b>4 725</b>	<b>100,0</b>	<b>25</b>	<b>411</b>	<b>138</b>	

#### Notes

Value (SKK) does not involve value of contracts: concluded according the framework agreements, subsequent contracts, design contests and consessions

CC - contracts without FA, DPS, and SC

FA - framework agreements

DPS - dynamic purchasing systems

SC - subsequent contracts

Canc. - cancelled procedures

Abr. - number of procedures, in which abroad registered tenderers succeeded

Am. - amount (number of)



# Statistical evaluation of the public procurement in 2006

Annex No. 12

## Classic sector and other subjects

### Number and value of procedures according subjects, type of procedures and objects - SUPPLIES

Member State: Slovakia

National currency: SKK

Procedures	Above EU-thresholds procedures							Below EU-thresholds procedures							Total supplies											
	Value		CC	FA	Total		Canc.	Value		CC	FA	Total		Canc.	Value		CC	FA	PNS	Total		SC	Canc.	Abr.		
Subjects	Unit	(000)SKK	%	Am.	Am.	Am.	%	Am.	(000)SKK	%	Am.	Am.	Am.	%	Am.	(000)SKK	%	Am.	Am.	Am.	Am.	%	Am.	Am.	Am.	
	A	1	2	3	4	6	7	9	10	11	12	13	14	15	16	17	118	19	20	21	22	23	24	25	26	
<b>Annex IV of Directive 2004/18/EC</b>																										
Ministries, state authorities, Art. 6 (1) a)		5 574 242	50,8	66	47	113	52,3	21	1 152 216	28,7	428	50	478	30,6	32	6 726 458	44,9	494	97	0	591	33,2	2	53	28	
Bodies governed by public law, Art. 6 (1) d)		3 060 483	27,9	60	13	73	33,8	14	1 493 919	37,2	512	48	560	35,9	29	4 554 402	30,4	572	61	0	633	35,6	5	43	20	
<b>National authorities</b>		<b>8 634 725</b>	<b>78,7</b>	<b>126</b>	<b>60</b>	<b>186</b>	<b>86,1</b>	<b>35</b>	<b>2 646 135</b>	<b>65,9</b>	<b>940</b>	<b>98</b>	<b>1 038</b>	<b>66,5</b>	<b>61</b>	<b>11 280 860</b>	<b>75,3</b>	<b>1 066</b>	<b>158</b>	<b>0</b>	<b>1 224</b>	<b>68,8</b>	<b>7</b>	<b>96</b>	<b>48</b>	
<b>Annex III of Directive 2004/18/EC</b>																										
Municipalities and higher territorial units		341 546	3,1	10	0	10	4,6	3	908 968	22,6	329	21	350	22,4	23	1 250 514	8,3	339	21	0	360	20,2	0	26	7	
Bodies governed by public law		48 094	0,4	2	0	2	0,9	1	277 674	6,9	110	3	113	7,2	10	325 768	2,2	112	3	0	115	6,5	1	11	3	
Associations of legal persons		73 955	0,7	6	0	6	2,8	2	30 110	0,8	11	0	11	0,7	1	104 065	0,7	17	0	0	17	1,0	0	3	3	
<b>Regional or local authorities</b>		<b>463 595</b>	<b>4,2</b>	<b>18</b>	<b>0</b>	<b>18</b>	<b>8,3</b>	<b>6</b>	<b>1 216 752</b>	<b>30,3</b>	<b>450</b>	<b>24</b>	<b>474</b>	<b>30,3</b>	<b>34</b>	<b>1 680 347</b>	<b>11,2</b>	<b>468</b>	<b>24</b>	<b>0</b>	<b>492</b>	<b>27,7</b>	<b>1</b>	<b>40</b>	<b>13</b>	
<b>Classic sector</b>		<b>9 098 320</b>	<b>82,9</b>	<b>144</b>	<b>60</b>	<b>204</b>	<b>94,4</b>	<b>41</b>	<b>3 862 887</b>	<b>96,2</b>	<b>1 390</b>	<b>122</b>	<b>1 512</b>	<b>96,8</b>	<b>95</b>	<b>12 961 207</b>	<b>86,5</b>	<b>1 534</b>	<b>182</b>	<b>0</b>	<b>1 716</b>	<b>96,5</b>	<b>8</b>	<b>136</b>	<b>61</b>	
<b>Other subject</b>																										
Provided subsidy by c. authority (Article 7)		268 455	2,4	6	0	6	2,8	4	90 810	2,3	38	1	39	2,5	3	359 265	2,4	44	1	0	45	2,5	1	7	6	
Voluntarily proceeding		1 608 288	14,7	5	1	6	2,8	3	60 042	1,5	5	6	11	0,7	0	1 668 330	11,1	10	7	0	17	1,0	0	3	2	
<b>Other subject</b>		<b>1 876 743</b>	<b>17,1</b>	<b>11</b>	<b>1</b>	<b>12</b>	<b>5,6</b>	<b>7</b>	<b>150 852</b>	<b>3,8</b>	<b>43</b>	<b>7</b>	<b>50</b>	<b>3,2</b>	<b>3</b>	<b>2 027 595</b>	<b>13,5</b>	<b>54</b>	<b>8</b>	<b>0</b>	<b>62</b>	<b>3,5</b>	<b>1</b>	<b>10</b>	<b>8</b>	
<b>Overall total</b>		<b>10 975 063</b>	<b>100,0</b>	<b>155</b>	<b>61</b>	<b>216</b>	<b>100,0</b>	<b>48</b>	<b>4 013 739</b>	<b>100,0</b>	<b>1 433</b>	<b>129</b>	<b>1 562</b>	<b>100,0</b>	<b>98</b>	<b>14 988 802</b>	<b>100,0</b>	<b>1 588</b>	<b>190</b>	<b>0</b>	<b>1 778</b>	<b>100,0</b>	<b>9</b>	<b>146</b>	<b>69</b>	

#### Notes

National currency SKK (in thousand without VAT at current prices)

The value (SKK) does not involve a value of contracts: concluded according the framework agreements, subsequent contracts, design contests and concessions

CC - contracts without FA, DPS, and SC

FA - framework agreement

DPS - dynamic purchasing system

SC - subsequent contracts

Abr. - number of procedures, in which abroad registered tenderers succeeded

Am. - amount (number of)



## Statistical evaluation of the public procurement in 2006

Annex No. 13

### Classic sector and other subjects

#### Number and value of procedures according subjects, type of procedures and objects - S E R V I C E S

Member State: Slovakia

National currency: SKK

Procedures	Above EU-thresholds procedures								Below EU-thresholds procedures						Total services									
	Value		CC	FA	Total		Canc.	Value		CC	FA	Total		Canc.	Value		CC	FA	PNS	Total		SC	Canc.	Abr.
	(000)SKK	%	Am.	Am.	Am.	%	Am.	(000)SKK	%	Am.	Am.	Am.	%	Am.	(000)SKK	%	Am.	Am.	Am.	Am.	%	Am.	Am.	Am.
Unit	1	2	3	4	6	7	9	10	11	12	13	14	15	16	17	118	19	20	21	22	23	24	25	26
<b>Annex IV of Directive 2004/18/EC</b>																								
Ministries, state authorities, Art. 6 (1) a)	5 640 918	55,6	165	13	178	66,5	28	1 679 566	53,3	649	14	663	52,6	49	7 320 484	55,0	814	27	0	841	55,0	9	77	23
Bodies governed by public law, Art. 6 (1) d)	1 981 924	19,5	45	7	52	19,4	7	445 762	14,2	152	7	159	12,6	9	2 427 686	18,3	197	14	0	211	13,8	3	16	12
<b>National authorities</b>	<b>7 622 842</b>	<b>75,1</b>	<b>210</b>	<b>20</b>	<b>230</b>	<b>85,9</b>	<b>35</b>	<b>2 125 328</b>	<b>67,5</b>	<b>801</b>	<b>21</b>	<b>822</b>	<b>65,2</b>	<b>58</b>	<b>9 748 170</b>	<b>73,3</b>	<b>1 011</b>	<b>41</b>	<b>0</b>	<b>1 052</b>	<b>68,8</b>	<b>12</b>	<b>93</b>	<b>35</b>
<b>Annex III of Directive 2004/18/EC</b>																								
Municipalities and higher territorial units	2 210 339	21,8	27	1	28	10,5	8	691 824	22,0	307	10	317	25,1	27	2 902 163	21,8	334	11	0	345	22,6	2	35	4
Bodies governed by public law	175 172	1,7	6	0	6	2,2	0	126 510	4,0	41	0	41	3,3	7	301 682	2,3	47	0	0	47	3,0	2	7	0
Associations of legal persons	0	0,0	0	0	0	0,0	0	42 203	1,3	21	0	21	1,6	1	42 203	0,3	21	0	0	21	1,4	0	1	1
<b>Regional or local authorities</b>	<b>2 385 511</b>	<b>23,5</b>	<b>33</b>	<b>1</b>	<b>34</b>	<b>12,7</b>	<b>8</b>	<b>860 537</b>	<b>27,3</b>	<b>369</b>	<b>10</b>	<b>379</b>	<b>30,0</b>	<b>35</b>	<b>3 246 048</b>	<b>24,4</b>	<b>402</b>	<b>11</b>	<b>0</b>	<b>413</b>	<b>27,0</b>	<b>4</b>	<b>43</b>	<b>5</b>
<b>Classic sector</b>	<b>10 008 353</b>	<b>98,6</b>	<b>243</b>	<b>21</b>	<b>264</b>	<b>98,6</b>	<b>43</b>	<b>2 985 865</b>	<b>94,8</b>	<b>1 170</b>	<b>31</b>	<b>1 201</b>	<b>95,2</b>	<b>93</b>	<b>12 994 218</b>	<b>97,7</b>	<b>1 413</b>	<b>52</b>	<b>0</b>	<b>1 465</b>	<b>95,8</b>	<b>16</b>	<b>136</b>	<b>40</b>
<b>Other subject</b>																								
Provided subsidy by c. authority (Article 7)	17 015	0,2	2	0	2	0,7	0	160 247	5,1	56	3	59	4,7	4	177 262	1,3	58	3	0	61	4,0	0	4	4
Voluntarily proceeding	128 543	1,3	1	1	2	0,7	0	3 500	0,1	1	0	1	0,1	0	132 043	1,0	2	1	0	3	0,2	0	0	0
<b>Other subject</b>	<b>145 558</b>	<b>1,4</b>	<b>3</b>	<b>1</b>	<b>4</b>	<b>1,4</b>	<b>0</b>	<b>163 747</b>	<b>5,2</b>	<b>57</b>	<b>3</b>	<b>60</b>	<b>4,8</b>	<b>4</b>	<b>309 305</b>	<b>2,3</b>	<b>60</b>	<b>4</b>	<b>0</b>	<b>64</b>	<b>4,2</b>	<b>0</b>	<b>4</b>	<b>4</b>
<b>Overall total</b>	<b>10 153 911</b>	<b>100,0</b>	<b>246</b>	<b>22</b>	<b>268</b>	<b>100,0</b>	<b>43</b>	<b>3 149 612</b>	<b>100,0</b>	<b>1 227</b>	<b>34</b>	<b>1 261</b>	<b>100,0</b>	<b>97</b>	<b>13 303 523</b>	<b>100,0</b>	<b>1 473</b>	<b>56</b>	<b>0</b>	<b>1 529</b>	<b>100,0</b>	<b>16</b>	<b>140</b>	<b>44</b>

#### Notes

National currency SKK (in thousand without VAT at current prices)

The value (SKK) does not involve a value of contracts: concluded according the framework agreements, subsequent contracts, design contests and concessions

CC - contracts without FA, DPS, and SC

FA - framework agreement

DPS - dynamic purchasing system

SC - subsequent contracts

Abr. - number of procedures, in which abroad registered tenderers succeeded

Am. - amount (number of)



Statistical evaluation of the public procurement in 2006  
Classic sector and other subjects

Annex No. 14

Number and value of procedures according subjects, type of procedures and objects - W O R K S

Member State: Slovakia

National currency: SKK

Procedures Subjects	Above EU-thresholds procedures								Below EU-thresholds procedures								Total works								
	Value		CC	FA	Total		Canc.	Value		CC	FA	Total		Canc.	Value		CC	FA	PNS	Total		SC	Canc.	Abr.	
	Unit	(000)SKK	%	Am.	Am.	Am.	%	Am.	(000)SKK	%	Am.	Am.	Am.	%	Am.	(000)SKK	%	Am.	Am.	Am.	Am.	%	Am.	Am.	Am.
A	1	2	3	4	6	7	9	10	11	12	13	14	15	16	17	118	19	20	21	22	23	24	25	26	
<b>Annex IV of Directive 2004/18/EC</b>																									
Ministries, state authorities, Art. 6 (1) a)	1 634 610	22,1	4	0	4	30,8	1	2 664 866	9,2	171	7	178	12,6	12	4 299 476	11,9	175	7	0	182	12,9	0	13	3	
Bodies governed by public law, Art. 6 (1) d)	4 567 308	61,7	5	0	5	38,4	1	8 059 513	27,9	116	3	119	8,5	3	12 626 821	34,8	121	3	0	124	8,7	0	4	4	
<b>National authorities</b>	<b>6 201 918</b>	<b>83,8</b>	<b>9</b>	<b>0</b>	<b>9</b>	<b>69,2</b>	<b>2</b>	<b>10 724 379</b>	<b>37,2</b>	<b>287</b>	<b>10</b>	<b>297</b>	<b>21,1</b>	<b>15</b>	<b>16 926 297</b>	<b>46,7</b>	<b>296</b>	<b>10</b>	<b>0</b>	<b>306</b>	<b>21,6</b>	<b>0</b>	<b>17</b>	<b>7</b>	
<b>Annex III of Directive 2004/18/EC</b>																									
Municipalities and higher territorial units	1 200 142	16,2	3	1	4	30,8	1	15 016 548	52,1	948	21	969	69,0	92	16 216 690	44,7	951	22	0	973	68,6	0	93	12	
Bodies governed by public law	0	0,0	0	0	0	0,0	0	638 753	2,2	30	1	31	2,2	2	638 753	1,8	30	1	0	31	2,2	0	2	2	
Associations of legal persons	0	0,0	0	0	0	0,0	0	164 530	0,6	10	0	10	0,7	1	164 530	0,5	10	0	0	10	0,7	0	1	0	
<b>Regional or local authorities</b>	<b>1 200 142</b>	<b>16,2</b>	<b>3</b>	<b>1</b>	<b>4</b>	<b>30,8</b>	<b>1</b>	<b>15 819 831</b>	<b>54,9</b>	<b>988</b>	<b>22</b>	<b>1 010</b>	<b>71,9</b>	<b>95</b>	<b>17 019 973</b>	<b>47,0</b>	<b>991</b>	<b>23</b>	<b>0</b>	<b>1 014</b>	<b>71,5</b>	<b>0</b>	<b>96</b>	<b>14</b>	
<b>Classic sector</b>	<b>7 402 060</b>	<b>100,0</b>	<b>12</b>	<b>1</b>	<b>13</b>	<b>100,0</b>	<b>3</b>	<b>26 544 210</b>	<b>92,0</b>	<b>1 275</b>	<b>32</b>	<b>1 307</b>	<b>93,0</b>	<b>110</b>	<b>33 946 270</b>	<b>93,7</b>	<b>1 287</b>	<b>33</b>	<b>0</b>	<b>1 320</b>	<b>93,1</b>	<b>0</b>	<b>113</b>	<b>21</b>	
<b>Other subject</b>																									
Provided subsidy by c. authority (Article 7)	0	0,0	0	0	0	0,0	1	2 295 908	8,0	96	1	97	6,9	11	2 295 908	6,3	96	1	0	97	6,8	0	12	4	
Voluntarily proceeding	0	0,0	0	0	0	0,0	0	516	0,0	1	0	1	0,1	0	516	0,0	1	0	0	1	0,1	0	0	0	
<b>Other subject</b>	<b>0</b>	<b>0,0</b>	<b>0</b>	<b>0</b>	<b>0</b>	<b>0,0</b>	<b>1</b>	<b>2 296 424</b>	<b>8,0</b>	<b>97</b>	<b>1</b>	<b>98</b>	<b>7,0</b>	<b>11</b>	<b>2 296 424</b>	<b>6,3</b>	<b>97</b>	<b>1</b>	<b>0</b>	<b>98</b>	<b>6,9</b>	<b>0</b>	<b>12</b>	<b>4</b>	
<b>Overall total</b>	<b>7 402 060</b>	<b>100,0</b>	<b>12</b>	<b>1</b>	<b>13</b>	<b>100,0</b>	<b>4</b>	<b>28 840 634</b>	<b>100,0</b>	<b>1 372</b>	<b>33</b>	<b>1 405</b>	<b>100,0</b>	<b>121</b>	<b>36 242 694</b>	<b>100,0</b>	<b>1 384</b>	<b>34</b>	<b>0</b>	<b>1 418</b>	<b>100,0</b>	<b>0</b>	<b>125</b>	<b>25</b>	

Notes

National currency SKK (in thousand without VAT at current prices)

The value (SKK) does not involve a value of contracts: concluded according the framework agreements, subsequent contracts, design contests and concessions

CC - contracts without FA, DPS, and SC

FA - framework agreement

DPS - dynamic purchasing system

SC - subsequent contracts

Abr. - number of procedures, in which abroad registered tenderers succeeded

Am. - amount (number of)



Statistical evaluation of the public procurement in 2006  
Classic sector and other subjects

Negotiated procedure without publication (NPwoP) according the reason of using and according subjects

Member State: Slovakia

National currency: SKK

Act No. 25/2006 Coll. Art. 58 Act No. 523/2003 Coll. Art. 66	par. (1) a)		par. (1) b)		par. (1) c)		par. (1) d)		par. (1) e)		par. (1) h)		par. (1) i)		par. (1) j)		par. (1) i)		par. (1) b)		par. (1) c)		Total without SC	
	Value	Am.	Value	Am.	Value	Am.	Value	Am.	Value	Am.	Value	Am.	Value	Am.	Value	Am.	Value	Am.	Value	Am.	Value	Am.	Value	Am.
Unit	(000) SKK		(000) SKK		(000) SKK		(000) SKK		(000) SKK		(000) SKK		(000) SKK		(000) SKK		(000) SKK		(000) SKK		(000) SKK		(000) SKK	
A	1	2	3	4	5	6	7	8	9	10	15	16	17	18	19	20	21	22	23	24	25	26	27	29
<b>Annex IV of Directive 2004/18/EC</b>																								
Ministries, state authorities, Art. 6 (1) a)	473 229	38	2 479 548	126	448 488	55	99 264	26	12 025	8	49 404	3	682 533	8	150 781	88	1 370 248	34	0	0	39 830	23	5 805 350	409
Bodies governed by public law, Art. 6 (1) b)	78 736	15	1 043 729	119	1 206 501	37	21 623	10	80 497	17	0	0	58 962	3	72 828	15	0	0	0	0	20 463	8	2 583 339	224
<b>National authorities</b>	<b>551 965</b>	<b>53</b>	<b>3 523 277</b>	<b>245</b>	<b>1 654 989</b>	<b>92</b>	<b>120 887</b>	<b>36</b>	<b>92 522</b>	<b>25</b>	<b>49 404</b>	<b>3</b>	<b>741 495</b>	<b>11</b>	<b>223 609</b>	<b>103</b>	<b>1 370 248</b>	<b>34</b>	<b>0</b>	<b>0</b>	<b>60 293</b>	<b>31</b>	<b>8 388 689</b>	<b>633</b>
<b>Annex III of Directive 2004/18/EC</b>																								
Municipalities and higher territorial units	527 153	36	477 427	53	860 593	40	5 194	2	0	0	4 000	1	74 742	8	414 793	28	0	0	48 792	3	19 634	8	2 432 328	179
Bodies governed by public law	17 799	7	44 889	8	450 109	17	0	0	0	0	0	0	6 435	1	15 725	6	0	0	0	0	5 340	2	540 297	41
Associations of legal persons	1 556	1	10 172	4	43 730	5	0	0	0	0	0	0	0	0	0	0	0	0	0	0	0	0	55 458	10
<b>Regional or local authorities</b>	<b>546 508</b>	<b>44</b>	<b>532 488</b>	<b>65</b>	<b>1 354 432</b>	<b>62</b>	<b>5 194</b>	<b>2</b>	<b>0</b>	<b>0</b>	<b>4 000</b>	<b>1</b>	<b>81 177</b>	<b>9</b>	<b>430 518</b>	<b>34</b>	<b>0</b>	<b>0</b>	<b>48 792</b>	<b>3</b>	<b>24 974</b>	<b>10</b>	<b>3 028 083</b>	<b>230</b>
<b>Classic sector</b>	<b>1 098 473</b>	<b>97</b>	<b>4 055 765</b>	<b>310</b>	<b>3 009 421</b>	<b>154</b>	<b>126 081</b>	<b>38</b>	<b>92 522</b>	<b>25</b>	<b>53 404</b>	<b>4</b>	<b>822 672</b>	<b>20</b>	<b>654 127</b>	<b>137</b>	<b>1 370 248</b>	<b>34</b>	<b>48 792</b>	<b>3</b>	<b>85 267</b>	<b>41</b>	<b>11 416 772</b>	<b>863</b>
<b>Other subject</b>																								
Provided subsidy by c. authority (Article 66 (1) a) - j)	299 734	8	14 530	5	12 143	4	0	0	16 467	2	0	0	0	0	0	0	0	0	0	0	643	1	343 517	20
Voluntarily proceeding	0	0	25 500	4	23 523	1	0	0	0	0	0	0	0	0	4 016	2	0	0	0	0	583 309	6	636 348	13
<b>Other subject</b>	<b>299 734</b>	<b>8</b>	<b>40 030</b>	<b>9</b>	<b>35 666</b>	<b>5</b>	<b>0</b>	<b>0</b>	<b>16 467</b>	<b>2</b>	<b>0</b>	<b>0</b>	<b>0</b>	<b>0</b>	<b>4 016</b>	<b>2</b>	<b>0</b>	<b>0</b>	<b>0</b>	<b>0</b>	<b>583 952</b>	<b>7</b>	<b>979 865</b>	<b>33</b>
<b>Overall total</b>	<b>1 398 207</b>	<b>105</b>	<b>4 095 795</b>	<b>319</b>	<b>3 045 087</b>	<b>159</b>	<b>126 081</b>	<b>38</b>	<b>108 989</b>	<b>27</b>	<b>53 404</b>	<b>4</b>	<b>822 672</b>	<b>20</b>	<b>658 143</b>	<b>139</b>	<b>1 370 248</b>	<b>34</b>	<b>48 792</b>	<b>3</b>	<b>669 219</b>	<b>48</b>	<b>12 396 637</b>	<b>896</b>

Notes

National currency SKK (in thousand without VAT at current prices)

Annex III - List of CONTRACTING ENTITIES IN THE SECTORS OF PRODUCTION, TRANSPORT OR DISTRIBUTION OF DRINKING WATER

Annex IV - List of CONTRACTING ENTITIES IN THE FIELD OF RAIL SERVICES

Conditions for using a negotiated procedure without publication (NPwoP) according:

Article 58 (1) a) - j) of the Act No. 25/2006 Coll. on public procurement and on modification and amendment of certain acts as amended

Article 66 (1) a) - j) and Article 66 (2) a) - e) of the Act No. 523/2001 Coll. on public procurement amending by the Act No. 575/2001 Coll. on the structure of activities of the government and central state administration authorities as amended

NPwoP without SC - Negotiated procedures without publication without subsequent contracts concluded according framework agreements and subsequent contracts



Successful abroad registered tenderers in 2006

Annex No. 16

Classic sector and other subjects

Number and value of procedures according the type of contracting authorities and objects

Member State: Slovakia

National currency: SKK

Procedures	Above EU-thresholds procedures						Below EU-thresholds procedures						Total Supplies, services and works							
	Value		CC	FA	Total		Value		CC	FA	Total		Value		CC	FA	DPS	Total		SC
Subjects	(000) SKK	%	Am.	Am.	Am.	%	(000) SKK	%	Am.	Am.	Am.	%	(000) SKK	%	Am.	Am.	Am.	Am.	%	počet
Merná jednotka	1	2	3	4	6	7	8	9	10	11	12	13	14	15	16	17	18	19	20	21
<b>Annex IV of Directive 2004/18/EC</b>																				
Ministries, state authorities, Art. 6 (1) a)	2 105 103	80,2	18	3	21	80,8	134 357	16,8	33	0	33	29,5	2 239 460	65,4	51	3	0	54	39,1	0
Bodies governed by public law, Art. 6 (1) d)	478 878	18,2	3	0	3	11,5	153 861	19,2	32	1	33	29,5	632 739	18,5	35	1	0	36	26,1	0
<b>National authorities</b>	<b>2 583 981</b>	<b>98,5</b>	<b>21</b>	<b>3</b>	<b>24</b>	<b>92,3</b>	<b>288 218</b>	<b>36,0</b>	<b>65</b>	<b>1</b>	<b>66</b>	<b>58,9</b>	<b>2 872 199</b>	<b>83,8</b>	<b>86</b>	<b>4</b>	<b>0</b>	<b>90</b>	<b>65,2</b>	<b>0</b>
<b>Annex III of Directive 2004/18/EC</b>																				
Municipalities and higher territorial units, Article 6 (1) b), c)	0	0,0	0	0	0	0,0	385 152	48,1	23	0	23	20,5	385 152	11,2	23	0	0	23	16,7	0
Regional or local authorities	0	0,0	0	0	0	0,0	0	0,0	0	0	0	0,0	0	0,0	0	0	0	0	0,0	0
Bodies governed by public law, Article 6 (1) d)	0	0,0	0	0	0	0,0	19 650	2,5	5	0	5	4,5	19 650	0,6	5	0	0	5	3,6	0
Other contracting authorities, Article 6 (1) e)	23 892	0,9	1	0	1	3,8	6 242	0,8	3	0	3	2,7	30 134	0,9	4	0	0	4	2,9	0
<b>Regional or local authorities</b>	<b>23 892</b>	<b>0,9</b>	<b>1</b>	<b>0</b>	<b>1</b>	<b>3,8</b>	<b>411 044</b>	<b>51,3</b>	<b>31</b>	<b>0</b>	<b>31</b>	<b>27,7</b>	<b>434 936</b>	<b>12,7</b>	<b>32</b>	<b>0</b>	<b>0</b>	<b>32</b>	<b>23,2</b>	<b>0</b>
<b>Classic sector</b>	<b>2 607 873</b>	<b>99,4</b>	<b>22</b>	<b>3</b>	<b>25</b>	<b>96,2</b>	<b>699 262</b>	<b>87,2</b>	<b>96</b>	<b>1</b>	<b>97</b>	<b>86,6</b>	<b>3 307 135</b>	<b>96,5</b>	<b>118</b>	<b>4</b>	<b>0</b>	<b>122</b>	<b>88,4</b>	<b>0</b>
<b>Other subjects</b>																				
Provided subsidy by c. authority (Article 7)	16 188	0,6	1	0	1	3,8	88 197	11,0	13	0	13	11,6	104 385	3,0	14	0	0	14	10,1	0
Voluntarily proceeding	0	0,0	0	0	0	0,0	14 000	1,7	0	2	2	1,8	14 000	0,4	0	2	0	2	1,4	0
<b>Other subjects total</b>	<b>16 188</b>	<b>0,6</b>	<b>1</b>	<b>0</b>	<b>1</b>	<b>3,8</b>	<b>102 197</b>	<b>12,8</b>	<b>13</b>	<b>2</b>	<b>15</b>	<b>13,4</b>	<b>118 385</b>	<b>3,5</b>	<b>14</b>	<b>2</b>	<b>0</b>	<b>16</b>	<b>11,6</b>	<b>0</b>
<b>Overall total</b>	<b>2 624 061</b>	<b>100,0</b>	<b>23</b>	<b>3</b>	<b>26</b>	<b>100,0</b>	<b>801 459</b>	<b>100,0</b>	<b>109</b>	<b>3</b>	<b>112</b>	<b>100,0</b>	<b>3 425 520</b>	<b>100,0</b>	<b>132</b>	<b>6</b>	<b>0</b>	<b>138</b>	<b>100,0</b>	<b>0</b>

Notes

The value (SKK) does not involve a value of contracts: concluded according the framework agreements, subsequent contracts, design contests and concessions

CC - contracts without FA, DPS, and SC

FA - framework agreement

DPS - dynamic purchasing system

SC - subsequent contracts

Abr. - number of procedures, in which abroad registered tenderers succeeded

Am. - amount (number of)

Annex III - List of CONTRACTING ENTITIES IN THE SECTORS OF PRODUCTION, TRANSPORT OR DISTRIBUTION OF DRINKING WATER

Annex IV - List of CONTRACTING ENTITIES IN THE FIELD OF RAIL SERVICES

Other subjects - subjects who are neither contracting authorities nor contracting entities pursuant to the Act



Successful abroad registered tenderers in 2006

Classic sector

Classic sector according the country, objects, the type of procedures for EU, OECD, world

Member State: Slovakia

National currency: SKK

Objects/Procedures	Supplies		Services		Works		Above EU-thrs.		Below EU-thrs.		Total Supplies, services and works					
	Value	Am.	Value	Am.	Value	Am.	Value	Am.	Value	Am.	Value	CC	FA	Total		
Country of tenderer	Unit	(000) SKK	(000) SKK	(000) SKK	(000) SKK	(000) SKK	(000) SKK	(000) SKK	(000) SKK	(000) SKK	(000) SKK	Am.	Am.	Am.	%	
A		1	3	1	3	1	3	1	3	5	7	9	11	12	13	14
Belgium		0	0	13 532	1	0	0	13 532	1	0	0	13 532	1	0	1	0,8
Czech Republic		330 828	7	69 419	5	462 173	1	862 420	13	633 419	76	1 495 839	86	3	89	73,0
Denmark		0	0	0	0	0	0	0	0	5 141	1	5 141	1	0	1	0,8
Finland		0	0	0	0	0	0	0	0	4 226	1	4 226	1	0	1	0,8
France		0	0	0	0	655 183	1	655 183	1	0	0	655 183	1	0	1	0,8
Holland		0	0	0	0	0	0	0	0	5 881	1	5 881	1	0	1	0,8
Ireland		0	0	0	0	0	0	0	0	5 340	2	5 340	2	0	2	1,6
Hungary		49 600	1	35 000	1	0	0	84 600	2	1 100	1	85 700	2	1	3	2,5
Germany		9 221	1	0	0	0	0	9 221	1	17 486	5	26 707	6	0	6	4,9
Austria		2 500	1	14 794	2	0	0	17 294	3	14 354	5	31 648	8	0	8	6,6
Spain		0	0	0	0	0	0	0	0	1 462	1	1 462	1	0	1	0,8
Sweden		0	0	8 822	1	0	0	8 822	1	0	0	8 822	1	0	1	0,8
United Kingdom		937 050	1	7 061	1	0	0	944 111	2	1 350	1	945 461	3	0	3	2,5
<b>EU- 25</b>		<b>1 329 199</b>	<b>11</b>	<b>148 628</b>	<b>11</b>	<b>1 117 356</b>	<b>2</b>	<b>2 595 183</b>	<b>24</b>	<b>689 759</b>	<b>94</b>	<b>3 284 942</b>	<b>114</b>	<b>4</b>	<b>118</b>	<b>96,7</b>
USA		0	0	12 689	1	0	0	12 689	1	4 391	1	17 080	2	0	2	1,6
Switzerland		0	0	0	0	0	0	0	0	5 112	2	5 112	2	0	2	1,6
<b>OECD</b>		<b>1 329 199</b>	<b>11</b>	<b>161 317</b>	<b>12</b>	<b>1 117 356</b>	<b>2</b>	<b>2 607 872</b>	<b>25</b>	<b>699 262</b>	<b>97</b>	<b>3 307 134</b>	<b>118</b>	<b>4</b>	<b>122</b>	<b>100,0</b>
<b>World</b>		<b>0</b>	<b>0</b>	<b>0</b>	<b>0</b>	<b>0</b>	<b>0</b>	<b>0</b>	<b>0</b>	<b>0</b>	<b>0</b>	<b>0</b>	<b>0</b>	<b>0</b>	<b>0</b>	<b>0,0</b>
<b>Total</b>		<b>1 329 199</b>	<b>11</b>	<b>161 317</b>	<b>12</b>	<b>1 117 356</b>	<b>2</b>	<b>2 607 872</b>	<b>25</b>	<b>699 262</b>	<b>97</b>	<b>3 307 134</b>	<b>118</b>	<b>4</b>	<b>122</b>	<b>100,0</b>

## Notes

The value (SKK) does not involve a value of contracts: concluded according the framework agreements, subsequent contracts, design contests and concessions

CC - contracts without FA, DPS, and SC

FA - framework agreement

Annexes I - X of the Directive 2004/17/EC (Utilities)

Am. - amount (number of)



# Statistical evaluation of the public procurement in 2006

Annex No. 18

## Utilities

Number and value of procedures according subjects, type of procedures and contract objects

Member State: Slovakia

National currency: SKK

Objects	SUPPLIES			WORKS			SERVICES			TOTAL										
	Above EU-thresh.	Below EU-th.	Total	Above EU-thresh.	Below EU-th.	Total	Above EU-thresh.	Below EU-th.	Total	Above EU-thresh.	Below EU-th.	Total		Canc.	Abr.					
Subjects	Value	Proc.	Value	Value	Value	Proc.	Value	Value	Value	Proc.	Value	Value	Value	Proc.	Value	Value	Value	Proc.	Proc.	Proc.
	(000) SKK	Am.	(000) SKK	(000) SKK	(000) SKK	Am.	(000) SKK	(000) SKK	(000) SKK	Am.	(000) SKK	(000) SKK	(000) SKK	Am.	(000) SKK	(000) SKK	(000) SKK	Am.	Am.	Am.
<b>Annexes I - X of Directive 2004/17/EC (Utilities)</b>																				
I	371 610	8	243 331	614 941	519 832	1	339 960	859 792	1 066 231	9	306 213	1 372 444	1 957 673	18	889 504	170	2 847 177	188	30	14
II	1 523 816	25	547 341	2 071 157	2 162 742	9	756 084	2 918 826	1 331 876	14	464 973	1 796 848	5 018 434	48	1 768 398	247	6 786 831	295	26	27
III	281 637	6	158 312	439 949	7 634 301	7	1 330 676	8 964 977	1 117 371	12	165 128	1 282 499	9 033 309	25	1 654 116	109	10 687 425	134	21	14
IV	997 507	7	128 686	1 126 193	5 152 247	4	276 461	5 428 708	7 671 694	23	88 228	7 759 922	13 821 448	34	493 375	54	14 314 823	88	6	5
V	1 191 318	9	84 953	1 276 271	0	0	223 186	223 186	137 482	3	67 790	205 272	1 328 800	12	375 929	27	1 704 729	39	3	7
VI	0	0	0	0	0	0	0	0	0	0	0	0	0	0	0	0	0	0	0	0
VII	0	0	14 386	14 386	0	0	60 276	60 276	0	0	21 551	21 551	0	0	96 213	9	96 213	9	4	4
VIII	0	0	0	0	0	0	0	0	0	0	0	0	0	0	0	0	0	0	0	0
IX	0	0	0	0	0	0	0	0	0	0	0	0	0	0	0	0	0	0	0	0
X	333 090	3	104 357	437 447	0	0	52 121	52 121	209 864	3	70 730	280 594	542 954	6	227 208	37	770 162	43	5	14
<b>Total</b>	<b>4 698 978</b>	<b>58</b>	<b>1 281 366</b>	<b>5 980 344</b>	<b>15 469 122</b>	<b>21</b>	<b>3 038 764</b>	<b>18 507 886</b>	<b>11 534 518</b>	<b>64</b>	<b>1 184 613</b>	<b>12 719 130</b>	<b>31 702 618</b>	<b>143</b>	<b>5 504 743</b>	<b>653</b>	<b>37 207 361</b>	<b>796</b>	<b>95</b>	<b>85</b>

### Annexes I - X of Directive 2004/17/EC (Utilities)

- I Production, transport and distribution of gas and heat
- II Production, transport and distribution of electricity
- III Production, transport and distribution of drinking water
- IV Railway services
- V Urban transport (railway, tramway, trolleybus and bus)

- VI Postal services
- VII Exploration and extraction of oil and gas
- VIII Exploration and extraction of coal and other solid fuels
- IX Sea and inland port-related activities
- X Airport-related activities

### Notes

National currency SKK (in thousand without VAT at current prices)

The value (SKK) does not involve a value of contracts: concluded according the framework agreements, subsequent contracts, design contests and concessions

Abr. - number of procedures, in which abroad registered tenderers succeeded

Canc. - cancelled procedures

Am. - amount (number of)

Proc. - procedure



## Statistical evaluation of the public procurement in 2006

## Utilities

## Negotiated procedure without publication (NPwoP) according justification of using and type of contracting entity

Member State: Slovakia

National currency: SKK

Act No. 25/2006 Coll. Art. 88 Act No. 523/2003 Coll. Art. 66		par. (1) a)		par. (1) c)		par. (1) d)		par. (1) e)		par. (1) f)		par. (1) g)		par. (1) j)		par. (2) b)		Total without SC			
		par. (1) e)		par. (1) a)		par. (1) b)		par. (1) h)		par. (1) d)		par. (1) c)		par. (1) c)				Value		Am.	
Subjects		Value	Am.	Value	Am.	Value	Am.	Value	Am.	Value	Am.	Value	Am.	Value	Am.	Value	Am.	Value	%	%	%
Unit		(000) SKK		(000) SKK		(000) SKK		(000) SKK		(000) SKK		(000) SKK		(000) SKK		(000) SKK		(000) SKK			
A		1	2	5	6	7	8	9	10	11	12	13	14	15	16	17	18	19	20	21	22
<b>Annexes I - X of Directive 2004/17/EC (Utilities)</b>																					
I	Production, transport and distribution of gas and heat	659 775	16	339 827	23	5 900	1	0	0	13 726	16	38 629	11	3 510	3	10 018	2	1 071 385	12,8	72	20,7
II	Production, transport and distribution of electricity	76 314	5	1 260 588	93	105 742	9	11 297	2	187 977	13	574 738	29	20 561	3	7 300	3	2 244 517	26,8	157	45,2
III	Production, transport and distribution of drinking water	131 398	3	68 828	13	23 177	15	0	0	0	0	51 568	5	0	0	9 502	1	284 473	3,4	37	10,7
IV	Railway services	16 777	9	4 196 464	28	93 688	3	0	0	0	0	0	0	27 424	3	4 000	1	4 338 353	51,7	44	12,7
V	Urban transport (railway, tramway, trolleybus and bus)	4 000	1	41 737	3	0	0	18 499	1	0	0	7 248	3	12 337	2	0	0	83 821	1,0	10	2,9
VI	Postal services	0	0	0	0	0	0	0	0	0	0	0	0	0	0	0	0	0	0,0	0	0,0
VII	Exploration and extraction of oil and gas	5 997	1	5 051	3	0	0	0	0	0	0	15 099	1	0	0	11 494	1	37 641	0,4	6	1,7
VIII	Exploration and extraction of coal and other solid fuel	0	0	0	0	0	0	0	0	0	0	0	0	0	0	0	0	0	0,0	0	0,0
IX	Sea and inland port-related activities	0	0	0	0	0	0	0	0	0	0	0	0	0	0	0	0	0	0,0	0	0,0
X	Airport-related activities	156 000	1	96 322	8	20 000	1	0	0	8 148	3	0	0	0	0	42 514	8	322 984	3,9	21	6,1
<b>Overall total</b>		<b>1 050 261</b>	<b>36</b>	<b>6 008 817</b>	<b>171</b>	<b>248 507</b>	<b>29</b>	<b>29 796</b>	<b>3</b>	<b>209 851</b>	<b>32</b>	<b>687 282</b>	<b>49</b>	<b>63 832</b>	<b>11</b>	<b>84 828</b>	<b>16</b>	<b>8 383 174</b>	<b>100,0</b>	<b>347</b>	<b>100,0</b>

## Notes

National currency SKK (in thousand without VAT at current prices)

Annexes I - X of Directive 2004/17/EC (Utilities)

Justification of using of negotiated procedure without publication (NPwoP):

Art. 88 (1) a) - l) of Act No. 25/2006 Coll. on public procurement and on modification and amendment of certain acts as amended

Art. 66 (1) a) - i) and (2) a) - e) of Act No. 523/2001 Coll. on public procurement amending by the Act No. 575/2001 Coll. on the structure of activities of the government and central state administration authorities as amended

SC - subsequent contracts

Am. - amount (number of)



## Utilities

## Number and value of procedures according the contract objects and type of procedures

Member State: Slovakia

National currency: SKK

Objects	SUPPLIES				WORKS				SERVICES				TOTAL					
	Above EU-thresh.		Below EU-th.		Above EU-thresh.		Below EU-th.		Above EU-thresh.		Below EU-th.		Above EU-thresh.		Below EU-th.		Total	
Procedures	Value	Proc.	Value	Total	Value	Proc.	Value	Total	Value	Proc.	Value	Total	Value	Proc.	Value	Proc.	Value	Proc.
Subjects	(000) SKK	Am.	(000) SKK	(000) SKK	(000) SKK	Am.	(000) SKK	(000) SKK	(000) SKK	Am.	(000) SKK	(000) SKK	(000) SKK	Am.	(000) SKK	Am.	(000) SKK	Am.
<b>Annexes I - X of Directive 2004/17/EC (Utilities)</b>																		
I	27 123	2	11 653	38 778	0	0	18 690	18 690	797 659	4	6 626	804 289	824 783	6	36 969	8	861 752	14
II	91 593	2	63 566	155 161	411 539	1	1 903	413 443	273 088	3	26 570	299 661	776 220	6	92 039	21	868 259	27
III	0	0	5 649	5 649	842 780	1	0	842 781	215 289	6	41 708	257 003	1 058 069	7	47 357	7	1 105 426	14
IV	0	0	5 655	5 655	0	0	55 185	55 185	122 403	1	1 927	124 331	122 403	1	62 767	4	185 170	5
V	544 909	3	20 000	564 912	0	0	0	0	0	0	32 870	32 870	544 909	3	52 870	4	597 779	7
VI	0	0	0	0	0	0	0	0	0	0	0	0	0	0	0	0	0	0
VII	0	0	13 396	13 396	0	0	4 280	4 280	0	0	15 099	15 099	0	0	32 774	4	32 774	4
VIII	0	0	0	0	0	0	0	0	0	0	0	0	0	0	0	0	0	0
IX	0	0	0	0	0	0	0	0	0	0	0	0	0	0	0	0	0	0
X	333 090	3	25 901	358 994	0	0	0	0	24 939	1	37 628	62 568	358 029	4	63 528	10	421 557	14
<b>Total</b>	<b>996 715</b>	<b>10</b>	<b>145 820</b>	<b>1 142 545</b>	<b>1 254 319</b>	<b>2</b>	<b>80 058</b>	<b>1 334 379</b>	<b>1 433 378</b>	<b>15</b>	<b>162 428</b>	<b>1 595 821</b>	<b>3 684 413</b>	<b>27</b>	<b>388 304</b>	<b>58</b>	<b>4 072 717</b>	<b>85</b>

**Annexes I - X of Directive 2004/17/EC (Utilities)**

- I Production, transport and distribution of gas and heat
- II Production, transport and distribution of electricity
- III Production, transport and distribution of drinking water
- IV Railway services
- V Urban transport (railway, tramway, trolleybus and bus)

- VI Postal services
- VII Exploration and extraction of oil and gas
- VIII Exploration and extraction of coal and other solid fuels
- IX Sea and inland port-related activities
- X Airport-related activities

**Notes**

National currency SKK (in thousand without VAT at current prices)

The value (SKK) does not involve a value of contracts: concluded according the framework agreements, subsequent contracts, design contests and concessions

Am. - amount (number of)

Proc. - procedure



## Successful abroad registered tenderers in 2006

## Utilities

## Utilities according to the country, objects, the type of procedures for EU, OECD, world

Member State: Slovakia

National currency: SKK

Object/Procedures	Supplies		Services		Works		Above EU-thrs.		Below EU-thrs.		Total supplies, services and works				
	Value	Am.	Value	Am.	Value	Am.	Value	Am.	Value	Am.	Value	CC	FA	Total	
Country of tenderer	(000) SKK		(000) SKK		(000) SKK		(000) SKK		(000) SKK		(000) SKK	Am.	Am.	Am.	%
Unit	1	2	3	4	5	6	7	8	9	10	11	12	13	14	15
A															
Czech Republic	406 031	5 (1)*	847 682	7	842 780	1	2 096 493	12 (1)*	234 824	41	2 331 317	38	14 (1)*	52 (1)*	61
France	222 137	1	24 939	1	0	0	247 076	2	21 863	2	268 939	4	0	4	4,6
Holland	0	0	6 579	1	0	0	6 579	1	0	0	6 579	1	0	1	1,1
Ireland	0	0	40 524	1	0	0	40 524	1	0	0	40 524	1	0	1	1,1
Hungary	35 576	1	0	0	0	0	35 576	1	20 396	2	55 972	2	1	3	3,4
Germany	67 321	2	122 642	1	0	0	189 963	3 (1)*	25 267	6	215 230	6	3	9	10,3
Poland	203 489	2	0	0	0	0	203 489	2	0	0	203 489	2	0	2	2,3
Austria	62 161	1	73 000	2	0	0	135 161	3	23 552	3	158 714	5	1	6	6,9
Spain	0	0	0	0	411 539	1	411 539	1	0	0	411 539	1	0	1	1,1
Sweden	0	0	0	0	0	0	0	0	55 185	1	55 185	1	0	1	1,1
Italy	0	0	0	0	0	0	0	0	2 372	1	2 372	1	0	1	1,1
United Kingdom	0	0	100 000	1 (1)*	0	0	100 000	1	4 846	2	104 846	2	(1)*	2 (1)*	3,4
<b>EU-25</b>	<b>996 715</b>	<b>11 (1)*</b>	<b>1 215 366</b>	<b>14 (1)*</b>	<b>1 254 319</b>	<b>2</b>	<b>3 466 400</b>	<b>27 (2)*</b>	<b>388 305</b>	<b>58</b>	<b>3 854 706</b>	<b>64</b>	<b>19 (2)*</b>	<b>83 (2)*</b>	<b>97,8</b>
Canada	0	0	100 000	1	0	0	100 000	1	0	0	100 000	0	1	1	1,1
<b>OECD</b>	<b>996 715</b>	<b>11 (1)*</b>	<b>1 315 366</b>	<b>15 (1)*</b>	<b>1 254 319</b>	<b>2</b>	<b>3 566 400</b>	<b>28 (2)*</b>	<b>388 305</b>	<b>58</b>	<b>3 954 706</b>	<b>64</b>	<b>20 (2)*</b>	<b>84 (2)*</b>	<b>98,9</b>
Bulgaria	0	0	118 011	1	0	0	118 011	1	0	0	118 011	1	0	1	1,1
<b>World</b>	<b>0</b>	<b>0</b>	<b>118 011</b>	<b>1</b>	<b>0</b>	<b>0</b>	<b>118 011</b>	<b>1</b>	<b>0</b>	<b>0</b>	<b>118 011</b>	<b>1</b>	<b>0</b>	<b>1</b>	<b>1,1</b>
<b>Total</b>	<b>996 715</b>	<b>11 (1)*</b>	<b>1 433 377</b>	<b>16 (1)*</b>	<b>1 254 319</b>	<b>2</b>	<b>3 684 411</b>	<b>29</b>	<b>388 305</b>	<b>58</b>	<b>4 072 717</b>	<b>65</b>	<b>20 (2)*</b>	<b>85 (2)*</b>	<b>100,0</b>

## Notes

The value (SKK) does not involve a value of contracts: concluded according to the framework agreements, subsequent contracts, design contests and concessions

CC - contracts without FA, DPS, and SC

FA - framework agreement

Annexes I - X of the Directive 2004/17/EC (Utilities)

Am. - amount (number of)

\* Entry in parentheses is the number of procedures with more successful abroad registered tenderers. In the first procedure were successful tenderers from Czech Republic and Germany, in the second one from Canada and United Kingdom.