

Information on the overall statistical evaluation of the public procurement procedures in 2007

In addition to methodology, training and control activities or deciding on protests, the Office for Public Procurement (hereinafter referred to as the *Office*) in the position of the central state administration authority in public procurement carries out statistical evaluation of public procurement and makes available information on the contracts concluded on the basis of the conducted public procurement procedures.

Being a Member State of the European Union, the Slovak Republic is obliged to submit the European Commission a statistical report on the contracts concluded in the preceding calendar year under the following directives of the European Parliament and of the Council:

- 2004/18/EC of 31 March 2004 on the coordination of procedures for the award of public works contracts, public supply contracts and public service contracts (the so-called Traditional Directive);
- 2004/17/EC of 31 March 2004 coordinating the procurement procedures of entities operating in the water, energy, transport and postal services sectors (the so-called Special Sectors).

Those directives have been implemented by Act No. 25/2006 Coll. on public procurement and on the modification and amendment of certain acts, as amended (hereinafter referred to as the *Act*).

The Office carried out an evaluation of public procurement on the basis of two information groups of contract award notices sent in compliance with Commission (EC) Regulation No. 1564/2005 of 7 September 2005 establishing standard forms for the publication of notices in the framework of public procurement procedures pursuant to Directives 2004/17/EC and 2004/18/EC of the European Parliament and of the Council and pursuant to Decree of the Office for Public Procurement No. 35/2006 Coll. on notices used in public procurement. Such information consisted of the contract award notices (hereinafter referred to as the *Notice*) published in the Journal of Public Procurement (hereinafter referred to as the *Journal*) pursuant to the Act and the notices not published in the Journal (in case of non-priority services contracts listed in Annex No. 3 of the Act), as well as the contract award information concerning the award of contracts below the threshold.

On request of the contracting authority and the contracting entity, the Office did not publish notices concerning non-priority services (Annex 3 of the Act). The share of the notices not published in the total number of the notices under evaluation is 22,5 %.

The distinguishing between the “traditional sector” entities and the “special sectors” is also compliant with the numerical code of the Institutional Sub-sectors of the System of National Accounts ESU 95.

The objects of contracts – supplies, services and building works – were classified according to the Common Procurement Vocabulary (CPV) [Commission Regulation (EC) No 2151/2003 of 16 December 2003 amending Regulation (EC) No 2195/2002 of the European Parliament and of the Council on the Common Procurement Vocabulary].

The document brings information on public contracts above the limit and below the limit and the data of contracts awarded by procedures which apply to contracts below the threshold. The

subject document does not bring information on small-value contracts, i.e. the procurement of supplies and services with the estimated contract value less than SKK 1 million and of building works less than SKK 4 million excluding VAT.

The values indicated in the document include the values of all contracts, except for partial contracts concluded on the basis of framework contracts and framework agreements which are evaluated and indicated separately. All contract values are nominated in SKK excluding VAT. Selected data is compared to the 2006 data.

The information on the overall statistical evaluation of procedures in public procurement in 2007 which the Office is submitting for discussion to the Government of the Slovak Republic on the basis of task C.2. of Resolution of the Government of the Slovak Republic No. 228 of 7 March 2001, is structured into 4 parts:

1. Evaluation of public procurement results;
2. Contracting authority (“traditional sector”) – evaluation of public procurement;
3. Contracting entity (“special sectors”) – evaluation of public procurement;
4. Business entities in public procurement.

1. Evaluation of public procurement results: brings an overall evaluation of public procurement and includes summary overviews and the data of contracting authorities and contracting entities obliged to apply public procurement rules and procedures.

2. Contracting authority (“traditional sector”) – public procurement evaluation: divided into “state administration” and “territorial governments”, according to the European Commission requirements compliant with Directive of the European Parliament and the Council 2004/18/EC.

This part also brings data of “other entities” which make two groups. Group one is “other persons” which are not contracting authorities pursuant to the Act but were provided more than 50 % of funds by a contracting authority for supplies, services or building works by, e.g., drawing from the EU funds or based on other provided subsidies. Group two is made by “entities” which apply public procurement procedures on a voluntary basis.

State administration

- Ministry or any other state authority including its units, i.e. the Slovak Republic represented by its authorities; by state agencies – pursuant to Article 6 (1) (a) of the Act;
- Organisation governed by public law – pursuant to Article 6 (1) (d) of the Act;

Territorial governments

- Regional or local authority, i.e. municipality and higher territorial unit (region); regional agency – pursuant to Article 6 (1) (b) and Article 6 (1) (c) of the Act;
- Organisation governed by public law – pursuant to Article 6 (1) (d) of the Act;
- Association of legal entities – pursuant to Article 36 (1) (e) of the Act;

Other entity

- A person not being a contracting authority and to whom a contracting authority provided more than 50 % of funds – pursuant to Article 7 of the Act;
- Applying the Act on a voluntary basis.

3. Contracting entity (“special sectors”) – public procurement evaluation: Brings an evaluation of entities operating in the water, energy, transport and postal services sectors, compliant with the

annexes of Directive of the European Parliament and of the Council 2004/17/EC defining the area of activities subject to public procurement:

- I Production, transmission and distribution of gas and heat;
- II Production, transmission and distribution of electricity;
- III Production, transmission and distribution of drinking water;
- IV Rail services;
- V Urban transport (railway, tramway, trolleybus and bus);
- VI Postal services;
- VII Exploration for and extraction of oil and natural gas;
- VIII Exploration for and extraction of coal and other solid fuels;
- IX Maritime and inland ports or terminal facilities;
- X Airport installations.

4. Business entities in public procurement: evaluation of business entities successful in public procurement.

1. Evaluation of public procurement results

The information on the overall statistical evaluation of public procurement procedures in 2007 has been prepared on the basis of the data contained in notices. In total, 6 052 notices were processed (of which: 10 notices applied to design contests and 1 notice to a building works concession) which is 57,7 % of the 10 480 notices processed in 2006. In 2007, there were 284 notices of cancellation of published public procurement procedures, 3 489 contract award notices (including 1 853 notices of below-the-threshold contracts) and 2 279 award notices of partial contracts concluded on the basis of a valid framework agreement. As indicated by the number of notices delivered, there has been a decrease in notices by 4 428 (42,3 %).

The indicated number of notices was submitted by 1 237 contracting authorities, contracting entities and other entities, which is by 385 active entities less than in 2006.

For an overview of active entities in 2007 compared to 2006, see Table 1.

Table 1

Year	2006		2007	
	Active entities			
Entity	No.	(%)	No.	(%)
Slovak Republic represented by its authorities	321	19,8	256	20,7
Organisation governed by public law	126	7,8	125	10,1
State administration	447	27,6	381	30,8
Municipality and higher territorial unit (region)	794	49,0	565	45,7
Organisation governed by public law	71	4,4	70	5,7
Association of legal entities	46	2,8	24	1,9
Territorial governments	911	56,2	659	53,3
Contracting authority (traditional sector)	1358	83,8	1040	84,1
Contracting entity (special sectors)	67	4,1	43	3,5
Total	1425	87,9	1083	87,6
Contracting authority providing subsidies	189	11,7	154	12,4
Applying the Act on a voluntary basis	8	0,5	0	0,0
Other entities	197	12,1	154	12,4
Total	1622	100,0	1237	100,0

For a summary of the public procurement data of contracting authorities (“traditional sector”), contracting entities (“special sector”) and “other entities” in 2007, see Annexes 1 to 10.

In 2007, in total 6 041 contract award notices were published including partial contracts concluded on the basis of framework agreements (the number does not include design contests and concessions, i.e. excluding 11 notices). In total 3 483 public procurement procedures were closed (the number does not include 5 design contests and 1 concession) of which, contracts were concluded under the Commercial Code and Civil Code in case of 3 249 closed procedures and framework agreements were concluded in case of 234 closed procedures. 2 279 contract award notices of were sent on partial contracts concluded on the basis of framework agreements (Table 5).

In 2007, contracting authorities, contracting entities and other entities concluded contracts in the value of SKK 74 175 million, which is by 27 % less than in the preceding year (Table 2; Annex 5 and Annex 7).

Table 2

Year	2006		2007	
	Value (SKK mil.)	Share (%)	Value (SKK mil.)	Share (%)
Entity				
Slovak Republic represented by its authorities	18 346	18,0	22 577	30,4
State agency/office	*x	x	33	0,1
Organisation governed by public law	19 609	19,3	10 477	14,1
State administration	37 955	37,3	33 087	44,6
Municipality and higher territorial unit (region)	20 369	20,0	11 390	15,4
Regional or local agency/office	*x	x	16	0,1
Organisation governed by public law	1 266	1,3	1 136	1,5
Association of legal entities	311	0,3	306	0,4
Territorial governments	21 946	21,6	12 848	17,4
Contracting authority (traditional sector)	59 901	58,9	45 935	62,0
Contracting entity (special sectors)	37 207	36,6	27 174	36,6
Total	97 108	95,5	73 109	98,6
Contracting authority providing subsidies	2 832	2,8	1 066	1,4
Applying the Act on a voluntary basis	1 801	1,7	0	0,0
Other entities	4 633	4,5	1 066	1,4
Total	101 741	100,0	74 175	100,0

*The 2006 data was not subject of survey

The value of all contracts concluded for above the limit amounts to SKK 54 014 mil., which is 72,8 % of the total contract value, while the number of 569 contracts above the limit represents only 16,3 % of the total number of contracts.

The value was lower for contracts concluded below the limit with 2 914 closed procedures amounting to SKK 20 161 mil (27,2 %). The value of contracts below the limit also includes the value of contracts awarded under the threshold amounting to SKK 7 166 million (Table 3).

Table 3

Year	2007					
Contract	Above the limit		Below the limit		Total	
Entity	Value (SKK mil.)	Share (%)	Value (SKK mil.)	Share (%)	Value (SKK mil.)	Share (%)
Contracting authority	28 120	38,0	17 815	24,0	45 935	62,0
Contracting entity	25 747	34,7	1 427	1,9	27 174	36,6
Other entities	147	0,2	919	1,2	1 066	1,4
Total	54 014	72,9	20 161	27,1	74 175	100,0

279 published public procurement procedures were cancelled (the number does not include 5 design contests). The most frequent reason for a cancellation of the used contract award procedure was a change in the circumstances under which the contract awarding was published, which was 47 % of cases.

By the contract object and the number of 1 429 (41,0 %) closed procedures, supplies were the most procured, with the value of SKK 23 554 mil., yet the highest share of the contract value of SKK 29 805 mil. is represented by building works with 857 (24,6 %) closed procedures. Services were procured in 1 197 closed procedures with the value of SKK 20 816 mil., of which 750 procedures applied to priority services in categories 1 to 16 (Annex 2 of the Act) in the value of SKK 11 916 mil. and 447 procedures to non-priority services in categories 17 to 27 (Annex 3 of the Act) in the value of SKK 8 900 mil. (Annex 5 and Annex 6).

By the contract object and the number of closed procedures in which contracts were awarded above the limit, the most procedures (292) applied to services in the value of SKK 18 450 mil., followed by supplies (250 procedures) in the value of SKK 20 448 mil. and building works (27 procedures) in the value of SKK 15 116 mil. (Table 4).

Table 4

Year	2007					
Contract	Object	Value		Procedures		
		(SKK mil.)	(%)	No.	(%)	
Above the limit	Supplies	20 448	27,5	250	7,1	
	Services	18 450	24,9	292	8,4	
	Building works	15 116	20,4	27	0,8	
	Total	54 014	72,8	569	16,3	
Below the limit	Supplies	3 106	4,2	1 179	33,9	
	Services	2 366	3,2	905	26,0	
	Building works	14 689	19,8	830	23,8	
	Total	20 161	27,2	2 914	83,7	
Total	Supplies	23 554	31,7	1 429	41,0	
	Services	20 816	28,1	1 197	34,4	
	Of which:					
	Priority services in categories 6 – 16	11 916	16,1	750	21,5	
	Non-priority services in categories 17 – 27	8 900	12,0	447	12,9	
	Building works	29 805	40,2	857	24,6	
Total	74 175	100,0	3 483	100,0		

Transparent public procurement procedures (the open procedure, the restricted procedure, the negotiated procedure with publication, the competitive dialogue) were applied in 75,4 % of the

total number of closed public procurement procedures and 81,6 % of the financial value of the total public procurement value. The Act has imposed an obligation upon contracting authorities and contracting entities to notify the Office prior to a contract conclusion of the beginning of a negotiated procedure without publication immediately after a dispatch of the invitation to negotiate but not later than 14 days prior to the contract conclusion. As a result, the non-competitive procedure used so frequently in the past – the negotiated procedure without publication – decreased by 8,1 % compared to 2006.

As the Act has been in effect from 1 February 2006, there has been a significant decrease in negotiated procedures without publication over two years with regard to the number of closed procedures by as much as 14,8 % compared to 2005. Contracts in the value of SKK 11 081 mil. were concluded by a negotiated procedure without publication, which is 18,4 % of the total public procurement value; it was 22,5 % in 2006 (Table 5 and Annex 8).

Approximately one in six contract award procedures was cancelled. In 33 (15,2 %) cases, cancelled open and restricted procedures continued by negotiated procedures without publication, as no tender bid was submitted in the preceding open or restricted procedure or, all of the tender bids submitted failed to satisfy the requirements defined by the contracting authority and contracting entity, which is 9,4 % of the number of negotiated procedures without publication.

On the basis of framework agreements, 2 279 partial contracts were concluded in the value of SKK 6 887 mil.

Table 5

Year	2006				2007			
	Value		Procedures		Value		Procedures	
	(SKK mil.)	(%)	No.	(%)	(SKK mil.)	(%)	No.	(%)
Open procedure	55 365	59,8	2 246	59,1	30 573	50,8	955	66,8
Restricted procedure	7 889	8,5	266	7,0	6 083	10,2	94	6,6
Negot. procedure with publication	8 518	9,2	46	1,2	10 930	18,1	37	1,9
Negotiated procedure without publication without a partial contract**	20 780	22,5	1 243	32,7	11 081	18,4	351	24,6
Competitive dialogue	26	0,0	1	0,0	1 520	2,5	2	0,1
Total	92 578	100,0	3 802	100,0	60 187	100,0	1 429	100,0
Below-the-threshold contracts	7 111	-	1 528	-	7 166	-	1 853	-
Non-priority services (only public procurement procedures*)	2 053	-	191	-	6 822	-	201	-
Total	101 742	-	5 521	-	74 175	-	3 483	-
Partial contracts**	9 235	-	4 439	-	6 887	-	2 279	-
Design contests	5	-	9	-	0,006	-	5	-
Concessions	0	-	0	-	121	-	1	-

- *Only a public procurement procedure – below-the-threshold procedures only
- **Partial contracts concluded on the basis of framework agreements

With regard to projects financed by the EU funds, the evaluation of the notified public procurement is the following: 579 closed and 51 cancelled public procurement procedures. Their share in the total financial value was SKK 18 363 mil. (24,8 %), which is a significant decrease compared to 2006 by SKK 14 326 mil. (43,8 %) in the value of contracts for projects financed by the EU funds; the value of such contracts in 2006 was SKK 32 689 mil. (Annex 9).

The value of 41 partial contracts concluded was SKK 746 mil. In 35 closed procedures, contracts were concluded with tenderers established abroad, with the value of SKK 2 902 mil.

In case of “other entities” employing public procurement procedures on the basis funds provided by a contracting authority, in 158 procedures of 197 contracts in total, financing was extended by the EU funds and the value of those contracts was SKK 898 mil.

In 117 closed procedures, contracts were concluded with tenderers established abroad, with a total value of SKK 8 096 mil. which is 10,9 % of the total value of contracts resulting from public procurement. The most successful tenderers were established in the Czech Republic who concluded contracts in the value of SKK 4 684 mil. in 76 procedures. They were followed by tenderers from Germany who succeeded in 9 procedures and concluded contracts in the value of SKK 41 mil. and tenderers from Austria who succeeded in 7 procedures and concluded contracts in the value of SKK 153 mil.

In 2007, 95,7 % of procedures of the total number of procedures closed with tenderers established abroad were those with tenderers from EU Member States (Annex 10).

2. Contracting authority (“traditional sector”) – evaluation of public procurement results

A detailed evaluation of public administration is available for contracting authorities (“traditional sector”), subdivided into “state administration” and “territorial governments”.

For the data of contracting authorities (“traditional sector”), see Annexes 11 to 17. For the data of “other entities”, see Annexes 11 to 16.

The number of 3 074 closed procedures organised by contracting authorities (“traditional sector”) represents as much as 88,2 % of the total number of procedures closed in 2007. Out of that, framework agreements resulted from 182 procedures. 237 public procurement procedures were cancelled (Table 6).

Table 6

Year	Object	2007			
		Value		Procedures	
Contract		(SKK mil.)	(%)	No.	(%)
Above the limit	Supplies	14 366	31,2	203	6,6
	Services	11 248	24,5	226	7,4
	Building works	2 507	5,5	7	0,2
	Total	28 121	61,2	436	14,2
Below the limit	Supplies	2 693	5,9	1 055	34,3
	Services	2 036	4,4	802	26,1
	Building works	13 087	28,5	781	25,4
	Total	17 816	38,8	2 638	85,8
Total	Supplies	17 058	37,1	1 258	40,9
	Services	13 284	28,9	1 028	33,5
	Building works	15 593	34,0	788	25,6
	Total	45 935	100,0	3 074	100,0

Contracting authorities (“traditional sector”) concluded contracts in the value of SKK 45 935 mil., which is 61,9 % of the total value of contracts awarded by public procurement.

The value of contracts above the limit of SKK 28 121 mil. makes 37,9 % of the total value of contracts of the public procurement under evaluation and 61,2 % of the value of contracts resulting from the public procurement in the “traditional sector”.

The value of contracts below the limit including contracts below the threshold of SKK 17 816 mil. makes 24 % of the total value of contracts of the public procurement under evaluation and 38,8 % of the value of contracts resulting from the public procurement in the “traditional sector”. Below-the-limit awarding with 2 638 procedures makes 85,8 % of procedures closed in the “traditional sector”. The value of 1 822 partial contracts concluded was SKK 3 880 mil.

With 436 closed procedures, awarding above the limit was mostly applied by contracting authorities (“traditional sector”) in as many as 76,6 % of cases. The awarding of contracts above the limit represents only 14,2 % of the total number of the procedures closed in the “traditional sector”.

Supplies were the most frequently procured object, both according to the number of 1 258 (40,9 %) closed procedures and the contract value of SKK 17 058 mil.

By contract awarding above the limit, the most frequent were services contracts awarded in 226 procedures in the value of SKK 11 248 mil., followed by supplies in 203 procedures in the value of SKK 14 366 mil., the last being building works in 7 procedures in the value of SKK 2 507 mil.

Contracting authorities (“traditional sector”) concluded contracts with tenderers established abroad in 80 closed procedures with the total value of SKK 749 mil. Contracts were concluded with tenderers from the Czech Republic in 55 procedures with the total value of SKK 557 mil. They were followed by tenderers from Austria who concluded contracts in 6 procedures with the total value of SKK 119 mil. (Annex 16 and Annex 17).

2.1. State administration

In public procurement, state administration is represented by a group of contracting authorities indicated as “Slovak Republic represented by its authorities”, “state agencies” and “organisations governed by public law”. The state administration data is contained in Annexes 11 to 16 and its summary follows in Table 7 below.

Table 7

Year	Object	2007			
		Value		Procedures	
Contract		(SKK mil.)	(%)	No.	(%)
Above the limit	Supplies	13 629	41,2	176	9,9
	Services	10 373	31,4	196	11,1
	Building works	1 763	5,3	4	0,2
	Total	25 765	77,9	376	21,2
Below the limit	Supplies	1 797	5,4	668	37,7
	Services	1 324	4,0	511	28,9
	Building works	4 200	12,7	215	12,2
	Total	7 321	22,1	1 394	78,8
Total	Supplies	15 426	46,6	844	47,6
	Services	11 697	35,4	707	40,0
	Building works	5 963	18,0	219	12,4
	Total	33 086	100,0	1 770	100,0

2.1.1 Slovak Republic represented by its authorities and state agencies

The Slovak Republic represented by its authorities and state agencies represented the value of public procurement of SKK 22 610 mil., which is a 30,5 % share in the total public procurement and a 49,2 % in the procurement by the “traditional sector”.

Procurement above the limit resulted in contracts concluded in the value of SKK 18 481 mil. (81,7 %); procurement below the limit resulted in contracts in the value of SKK 4 129 mil. (18,3 %).

The Slovak Republic represented by its authorities and state agencies took a 33,6 % share in the procedures closed in the “traditional sector” and concluded contracts in 1 032 closed procedures. Service contracts were concluded in 526 procedures (50,9 %) and supplies contracts in 383 procedures (37,1 %). 90 published contract award procedures were cancelled.

According to the contract value, services ranked first with the value of SKK 9 946 mil. (44,0 %), followed by supplies with the value of SKK 9 912 (43,8 %) and building works with the value of SKK 2 753 mil. (12,2 %).

Contracts above the limit resulted from 255 closed procedures (24,7 %), of which services ranked first with 149 procedures with the total contract value of SKK 9 018 mil., followed by supplies with 105 procedures with the total contract value of SKK 9 236 mil. and building works with 1 procedure with the contract value of SKK 227 mil.

The most frequently applied was the open procedure in 279 (27,0 %) closed cases. The negotiated procedure without publication was used in 151 (14,6 %) closed cases. The most frequent reason for applying the negotiated procedure without publication was the following: “for technical reasons, artistic reasons or for reasons resulting from exclusive rights, the supplies, building works or services may only be provided by a specific supplier/contractor/provider [hereinafter *Article 58 (1) (b) of the Act*]” in 111 procedures.

In the year 2007, the Slovak Republic represented by its authorities and state agencies concluded contracts in 31 closed procedures with tenderers established abroad with the value of SKK 276 mil., which is 36,8 % of the total contract value concluded by contracting authorities in the “traditional sector” with tenderers established abroad. The awarding above the limit represented 57,6 % of closed procedures with the contract value of SKK 159 mil., by which mostly supplies were contracted. The most frequent were the contracts concluded with tenderers from the Czech Republic, with 8 closed procedures and the value of SKK 342 mil. (Annexes 16 and 17).

2.1.2 Organisation governed by public law

Organisations governed by public law falling under the state administration concluded contracts with the value of SKK 10 477 mil., which is a share of 14,1 % in total public procurement and a share of 22,8 % in the contract awarding of the “traditional sector”.

Above-the-limit procurement resulted in concluded contracts with the value of SKK 7 285 mil. (69,5 %); below-the-limit procurement in contracts in the value of SKK 3 192 mil. (30,5 %).

Organisations governed by public law closed 738 procedures (24,0 %) out of the total number of procedures in the “traditional sector”; the highest number of procedures is represented by 461 supplies contracts (62,5 %), followed by 181 services contracts (24,5 %) and 96 building works contracts (13,0 %). 58 published contract award procedures were cancelled.

The value of contracts concluded by organisations governed by public law was the highest for the supplies contracts with SKK 5 514 mil. (52,6 %), building works contracts with SKK 3 211 mil. (30,6 %) and services contracts with SKK 1 752 mil. (16,7 %).

121 procedures (16,4 %) were closed by above-the-limit awarding, of which 71 supplies contracts ranked first with the value of SKK 4 393 mil., followed by 47 services contracts with the value of SKK 1 356 mil. and 3 building works contracts with the value of SKK 1 357 mil.

The most frequently applied was the open procedure in 253 (34,2 %) closed cases. The negotiated procedure without publication was used in 100 closed cases (13,5 %), for which the most frequent reason was that pursuant to Article 58 (1) (b) of the Act, namely in 54 cases.

Organisations governed by public law concluded contracts with tenderers established abroad in 31 closed procedures with the value of SKK 365 mil., which is 48,7 % of the total contract value concluded by contracting authorities (“traditional sector”) with tenderers established abroad.

Out of that, above-the-limit awarding was represented by 6 closed procedures with the value of SKK 268 mil., with a higher share of 5 supplies contracts in the value of SKK 192 mil. and 1 services contract in the value of SKK 77 mil.

2.2. Territorial governments

Another category of contracting authorities evaluated within the “traditional sector” is the territorial governments divided into: municipality and higher territorial unit (region), regional agency, organisation governed by public law and association of legal entities.

This is a significant group of contracting entities labelled as the “traditional sector” with an effect on the public procurement results with contracts concluded in the total value of SKK 12 848 mil., which is a 17,3 % share in the total public procurement and a 28,0 % share in the contract awarding by the “traditional sector” (Table 8). For detailed data concerning territorial governments, see Annexes 11 to 16.

Table 8

Year	2007				
	Contract	Object	Value		Procedures
(SKK mil.)			(%)	No.	(%)
Above the limit	Supplies	737	5,7	27	2,1
	Services	875	6,8	30	2,3
	Building works	743	5,8	3	0,2
	Total	2 355	18,3	60	4,6
Below the limit	Supplies	896	7,0	387	29,7
	Services	712	5,5	291	22,3
	Building works	8 886	69,2	566	43,4
	Total	10 494	81,7	1 244	95,4
Total	Supplies	1 633	12,7	414	31,8
	Services	1 587	12,3	321	24,6
	Building works	9 629	75,0	569	43,6
	Total	12 849	100,0	1 304	100,0

2.2.1 Municipality and higher territorial unit (region), regional agency

Municipalities and higher territorial units (regions) and regional agencies took a 15,4 % share in the total public procurement and a 25 % share in the contract awarding by the “traditional sector”, with the total contract value of SKK 11 405 mil., whereby they count to the most numerous group of contract awarding entities.

Above-the-limit procurement resulted in concluded contracts with the value of SKK 2 209 mil. (19,4 %); below-the-limit procurement in contracts with the value of SKK 9 196 mil. (80,6 %).

Unlike state administration, the municipalities and higher territorial units (regions) with regional agencies contracted mostly building works with the contract value of SKK 8 833 mil., which is 77,4 % of the public procurement value by territorial governments.

Municipalities and regions and regional agencies concluded contracts in 1 048 (80,4 %) closed procedures. 77 published contract award procedures were cancelled.

Above-the-limit contracts were awarded in 50 closed procedures, of which 26 services contracts amounted to SKK 809 mil., 21 supplies contracts to SKK 657 mil. and 3 building works contracts to SKK 743 mil.

Similarly to state administration, the municipalities, regions and regional agencies employed the open procedures most frequently, with 289 closed procedures (27,6 %). The negotiated procedure without publication was used in 30 (2,9 %) closed procedures. Similarly to state administration entities, the municipalities, regions and regional agencies employed most frequently the condition pursuant to Article 58 (1) (b) of the Act in 14 procedures.

The municipalities, regions and regional agencies concluded contracts with tenderers established abroad in 14 procedures with the value of SKK 93 mil., which is 12,4 % of the total value of contracts concluded by contracting authorities in the “traditional sector”. Services were the most contracted – in the value of SKK 46 mil.

2.2.2 Organisation governed by public law

Another group of contracting authorities in the “territorial governments” under evaluation is made by organisations governed by public law which in 2007 concluded contracts in the total value of SKK 1 136 mil. This is a 1,5 % share in the total public procurement and a 2,5 % share in the contract awarding of the “traditional sector”.

Above-the-limit procurement stands for the contract value of SKK 98 mil. (8,6 %) and below-the-limit procurement for the contract value of SKK 1 038 mil. (91,4 %).

Organisations governed by public law concluded contracts whose largest share of value is represented by building works, namely SKK 578 mil. (50,9 %). The value of supplies contracts awarded was SKK 371 mil. (32,7 %) and of services contracts SKK 187 mil. (16,4 %). Contracts were concluded in 234 closed procedures (18 %) while 9 published public procurement procedures were cancelled.

7 contract award procedures above the limit resulted in contracts: 5 supplies contracts (SKK 56 mil.) and 2 services contracts (SKK 41 mil.).

Similarly to state administration, the organisations governed by public law most frequently used the open procedure, in 50 closed cases (21,4 %). The negotiated procedure without publication was the second most frequently used, in 18 (7,8 %) closed procedures.

Contracts were concluded with tenderers established abroad in 3 procedures closed below the limit, with the contract value of SKK 8 mil.

2.2.3 Association of legal entities

The third group of contracting authorities in the “territorial government” under evaluation is the association of legal entities which closed 22 procedures in 2007 with the total contract value of SKK 306 mil. This is a 2,4 % share in the total public procurement of the “territorial governments” and a 0,7 % share in the contract awarding of the “traditional sector”. 3 published contract award procedures were cancelled.

Contract awarding above the limit with 3 closed procedures resulted in supplies contracts with the contract value of SKK 23 mil. (7,5 %) and services contracts in the value of SKK 24 mil.; contract awarding below the limit resulted with 22 closed procedures resulted in the contract value of SKK 259 mil. (84,6 %).

This group of contracting authorities concluded contracts whose largest portion is represented by building works in the value of SKK 218 mil. (71,2 %), by supplies in the value of SKK 44 mil. (14,4 %) and by services in the value of SKK 44 mil. (14,4 %). Awarding above the limit resulted in 1 contract with the value of SKK 7 mil. concluded with a tenderer established abroad.

3. Contracting entity (“special sectors”) – evaluation of public procurement results

Another group under separate evaluation is the contracting entities (“special sectors”) which in 2007 concluded contracts with the total value of SKK 27 174 mil., which is a 36,6 % share in the total public procurement. For the data of contracting entities (“special sectors”), see Annexes 18 to 21 and for the areas of their operations, see Annexes 18 to 20.

By their object, the most contracts were awarded for services, in 88 closed procedures, with the contract value of SKK 7 244 mil., which is 26,6 % of the total value of the contract awarding by the “special sectors”. Of that, the value of contracts for priority services in categories 1 to 16 (Annex 2 of the Act) amounted to SKK 6 309 mil. (87,1 %). Non-priority services contracts in categories 17 to 27 (Annex 3 of the Act) amounted to SKK 935 mil. (12,9 %). The supplies contracts resulting from 74 closed procedures reached the value of SKK 6 108 mil. (22,5 %) and the building works contracts resulting from 50 closed procedures reached the value of SKK 13 822 (50,9 %) (Table 9).

Table 9

Year	2007				
	Object	Value		Procedures	
		(SKK mil.)	(%)	No.	(%)
Above the limit contracts	Supplies	6 000	22,1	41	19,3
	Services	7 137	26,2	62	29,2
	Building works	12 610	46,4	20	9,4
	Total	25 747	94,7	123	57,9
Voluntary notices (Article 1 (2) (t) of the Act)	Supplies	108	0,4	33	15,6
	Services	107	0,4	26	12,3
	Building works	1 212	4,5	30	14,2
	Total	1 427	5,3	89	42,1
Total	Supplies	6 108	22,5	74	34,9
	Services	7 244	26,6	88	41,5
	Building works	13 822	50,9	50	23,6
	Total	27 174	100,0	212	100,0

The contract awarding above the limit amounts to 123 closed procedures (57,9 %) with the value of SKK 27 174 mil. (94,7 %), of which: 41 procedures for the award of supplies contracts (SKK 6 000 mil.), 62 for the award of services contracts (7 137 mil.), of which priority services in categories 1 to 16 (Annex 2 of the Act) were in the value of SKK 4 950 mil. and non-priority services in categories 17 to 27 (Annex 3 of the Act) in the value of SKK 2 187 mil.; and 20 procedures for the award of building works contracts (SKK 12 610 mil.).

On a voluntary basis, contracting entities submitted the Office contract award notices pursuant to Article 1 (2) (t) of the Act whose price excluding VAT was less than the financial limit for above-the-limit contract awarding stipulated by the Act (Table 9).

Out of the total number of procedures closed in 2007, 212 were conducted by “special sectors” (6,1 %). 34 published contract award procedures were cancelled.

The contracting entities (“special sectors”) preferred the open procedure – in 63 closed cases (29,7 %). The negotiated procedure without publication was used in 48 (22,6 %) closed procedures. The most frequent reason for applying the negotiated procedure without publication was the following: “for technical reasons, artistic reasons or for reasons resulting from exclusive rights, the supplies, building works or services may only be provided by a specific supplier/contractor/provider [hereinafter *Article 88 (1) (c) of the Act*]” in 24 procedures (Annex 19).

In 2007, contracting entities (“special sectors”) closed 15 procedures which led to the conclusion of contracts with tenderers established abroad in the value of SKK 7 254 mil., which is 26,7 % of the total contract value concluded by the “special sectors”. Of that, the value of above-the-limit contracts was SKK 7 128 mil. (98,3 %) and mostly building works contracts were concluded, with the value of SKK 5 216 mil. The most successful tenderers were those from the Czech Republic with whom contracts were concluded in the value of SKK 4 092 mil. (Annex 20 and Annex 21).

4. Business entities in public procurement

The Office also evaluated the tenderers – business entities which succeeded in the public procurement procedures and concluded contracts with contracting authorities, contracting entities and other entities. The business entities were evaluated from various viewpoints: by the business size, type of ownership, legal form, scope of production and seat of the company. For processing, the statistical classification of entities was used pursuant to the Statistical Register of Organisations.

By the type of ownership and value of public procurement contracts, the private sector represents as much as 66,6 % of the value of the contracts concluded in public procurement, the public sector 2,2 % and the company ownership (including the business entities established abroad) remained unidentified in 31,2 %.

By the business size, i.e. the number of employees and the value of public procurement contracts, big businesses (250 employees and over) represent 30,1 %, medium businesses (50 to 249 employees) represent 19,4 %, small businesses (0 to 49 employees) represent 39,4 % and business entities established abroad and other unidentified entities represent 11,1 %.

By their legal form, legal entities were awarded 88,5 % of the value of public procurement contracts, natural persons 3,4 % and foreign organisations and unidentified entities 8,1 %.

By the regions of the Slovak Republic, the Bratislava region was awarded 38,9 % of the value of public procurement contracts, West Slovakia 23,9 %, Central Slovakia 19,4 % and East Slovakia 15,6 %. The Slovak Republic was awarded 97,8 % and the rest of the world 2,2 % of the value of the concluded contracts.

Conclusions

The application of the Act has been demonstrated by the statistical results from several viewpoints. One of the main viewpoints was a lower number of active contracting authorities, contracting entities and other entities which applied above-the-limit and below-the-limit contract award procedures; their number decreased by 385 in comparison to the year 2006. Another viewpoint was the EU funds for which a significant decrease in the contract value was reported in comparison to the preceding year 2006, for EU-funded project, by SKK 14 326 mil.

From the viewpoint of public procurement procedures, the Act significantly contributed to a decrease in the number of negotiated procedures without publication from 32,7 % to 24,6 %. The most frequently applied public procurement procedure was the open one (66,8 %).

In total, 3 483 procedures were closed, resulting in contracts with the value of SKK 74 175 mil. Contract awarding above the limit with 569 closed procedures (16,3 %) amounted to the contract value of SKK 54 014 mil. (72,8 %). Contract awarding below the limit with 2 914 closed procedures (83,7 %) amounted to the contract value of SKK 20 161 mil. (27,2 %).

Contracting authorities (“traditional sector”) were involved in the public procurement with 3 074 closed procedures (88,3 %) with contracts in the value of SKK 45 935 mil. (61,9 %). Contract awarding above the limit with 436 closed procedures (14,2 %) resulted in to the contract value of SKK 28 121 mil. (61,2 %). Contract awarding below the limit with 2 638 closed procedures (85,8 %) resulted in the contract value of SKK 17 816 mil. (38,8 %).

Contracting entities (“special sectors”) were involved in the public procurement with 212 closed procedures (6,1 %) with contracts in the value of SKK 27 174 mil. (36,6 %). In this sector, the contract awarding above the limit with 123 closed procedures (57,9 %) represents the contract value of SKK 25 747 mil. (94,7 %) and 89 notified closed procedures (4,1 %) pursuant to Article 1 (2) (t) of the Act with the contract value of SKK 1 427 mil. (5,3 %).

“Other entities” concluded contracts with the value of SKK 1 066 mil. by 197 closed procedures (5,7 %). The contract awarding above the limit was applied in 10 procedures (5,1 %) with the contract value of SKK 147 mil. and below the limit in 187 procedures (94,9 %) with the contract value of SKK 919 mil.

On the basis of framework agreements, 2 279 partial contracts were concluded in the value of SKK 6 887 mil. Contracting authorities (“traditional sector”) concluded 1 822 partial contracts in the value of SKK 3 880 mil., contracting entities (“special sectors”) concluded 457 partial contracts in the value of SKK 3 007 mil.

Compared to 2006, the total number of notices including notices of partial contracts concluded on the basis of framework agreements decreased by 4 428. The average value of a public contract is SKK 21,26 mil., which is a value by 15,5 % higher than in the preceding year.

As for the contracts for EU-funded projects, 579 public procurement procedures were closed with the contract value of SKK 18 363 mil. and 51 published public procurement procedures were cancelled. The value of 41 partial contracts concluded was SKK 746 mil.

The tenderers established abroad succeeded in 117 public procurement procedures, which is 3,4 % of the total number of closed procedures, with the contract value of SKK 8 096 mil.

Out of that, contracting authorities (“traditional sector”) concluded contracts with tenderers established abroad in 80 procedures with the value of SKK 749 mil., contracting entities (“special sectors”) in 15 procedures with the value of SKK 7 254 mil. and “other entities” in 22 procedures with the value of SKK 93 mil. Tenderers established abroad succeeded in 31 procedures above the limit and concluded contracts in the value of SKK 7 622 mil., of which the “traditional sector” concluded contracts in 14 procedures with the value of SKK 467 mil.

The quality of notices is supported by their on-line submission (2 810 notices, which is 24 % of the total number of notices by 250 active contracting authorities, contracting entities) and the share of on-line notices is expected to increase in the future.

Finally, one may point out that there was a decrease in the number of notices in 2007 for several reasons. The Act has defined higher financial limits and the contracting entities (“special sectors”) were obliged to apply the Act only in the case of supplies and services contracts above the limit with a value estimated to exceed SKK 16 785 478 and of building works with a value estimated to exceed SKK 209 937 800. An obligation was imposed on contracting authorities (“traditional sector”) to submit the Office information about contracts concluded below the threshold – supplies and services contracts with the value estimated to be between SKK 1 mil. and 2 mil. and building works contracts between SKK 4 mil. and 12 mil.

The positive effect of the Act also includes its contribution to a more favourable share of the transparent procedures compared to the non-competitive ones, by tightening the conditions for using the negotiated procedures without publication.

List of Annexes

1. Traditional sector, special sectors and other entities''

- Annex 1** No. of procedures and value of public procurement by entities, contracts and object of contract – TOTAL
- Annex 2** No. of procedures and value of public procurement by entities, contracts and object of contract – SUPPLIES
- Annex 3** No. of procedures and value of public procurement by entities, contracts and object of contract – SERVICES
- Annex 4** No. of procedures and value of public procurement by entities, contracts and object of contract – BUILDING WORKS
- Annex 5** Charts:
By entities and the No. of procedures
By entities and the value of contract
- Annex 6** Charts:
By the object of contracts and the No. of procedures
By entities, the object of contract and the No. of procedures
- Annex 7** Charts:
By the object and value of contract
By entities and the object and value of contract
- Annex 8** No. of procedures and value of public procurement by entities and public procurement procedures (table and chart)
- Annex 9** No. of procedures and value of public procurement by the object of contract and drawing from the EU funds

Tenderers established abroad successful in 2007

- Annex 10** Tenderers established abroad successful in 2006 and 2007 by groups: EU, OECD, RoW

2. Traditional sector and other entities

- Annex 11** No. of procedures and value of public procurement by entities, contract and object of contract – TOTAL
- Annex 12** No. of procedures and value of public procurement by entities, contract and object of contract – SUPPLIES
- Annex 13** No. of procedures and value of public procurement by entities, contract and object of contract – SERVICES
- Annex 14** No. of procedures and value of public procurement by entities, contract and object of contract – BUILDING WORKS
- Annex 15** Negotiated procedure without publication (NPwoP), by justification of its application, contracts concluded on the basis of a framework agreement (pursuant to Article 92 (3) of the Act and by entities

Tenderers established abroad successful in 2007

- Annex 16** No. and value of public procurement by entities, contract and object of contract – TOTAL
- Annex 17** Traditional sector by countries, object of contract, contracts and groups: EU, OECD and RoW

3. Special sectors

Annex 18 No. of procedures and value of public procurement by contracts and object of contract

Annex 19 Negotiated procedure without publication (NPwoP) by justification of its application

Tenderers established abroad successful in 2007

Annex 20 No. of procedures and value of public procurement by object of contract and contracts

Annex 21 Special sectors by countries, object of contract, contracts and groups: EU, OECD and RoW



Statistical evaluation of public procurement in 2007

Traditional sector, special sectors and other entities

No. of procedures and value of public procurement by entities, contracts and object of contract - TOTAL

Annex 1

Member State: Slovakia

National currency: SKK

Contracts	Contracts above the limit									Contracts below the limit									Supplies, services and building works total									
	Value		Z	FA	Total		CA	Cancelled	Foreign	Value		Z	FA	Total		CA	Cancelled	Foreign	Value		Z	FA	Total		CA	Cancelled	Foreign	Foreign.
Entity	SKK thous.	(%)	No.	No.	No.	(%)	No.	No.	No.	SKK thous.	(%)	No.	No.	No.	(%)	No.	No.	No.	SKK thous.	(%)	No.	No.	No.	No.	(%)	No.	No.	No.
A	1	2	3	4	5	6	7	8	9	10	11	12	13	14	15	16	17	18	19	20	21	22	23	24	25	26	27	28
Directive 2004/18/EC (Traditional Directive)																												
State administration)	25 765 654	47,7	297	79	376	66,1	106	76	12	7 321 286	36,3	1 326	68	1 394	47,8	0	72	50	33 086 940	44,6	1 623	147	0	1 770	50,8	106	148	62
Territorial governments	2 354 474	4,4	56	4	60	10,5	71	14	2	10 493 901	52,0	1 213	31	1 244	42,7	0	75	16	12 848 375	17,3	1 269	35	0	1 304	37,4	71	89	18
Traditional sector	28 120 128	52,1	353	83	436	76,6	177	90	14	17 815 187	88,3	2 539	99	2 638	90,5	0	147	66	45 935 315	61,9	2 892	182	0	3 074	88,2	177	237	80
Directive 2004/17/EC (on "special sectors")																												
Special sectors	25 746 615	47,6	89	34	123	21,6	14	32	14	1 427 075	7,1	76	13	89	3,1	0	2	1	27 173 690	36,7	165	47	0	212	6,1	14	34	15
Total	53 866 743	99,7	442	117	559	98,2	191	122	28	19 242 262	95,4	2 615	112	2 727	93,6	0	149	67	73 109 005	98,6	3 057	229	0	3 286	94,3	191	271	95
Other entities																												
Other entities	147 361	0,3	10	0	10	1,8	1	5	3	918 978	4,6	182	5	187	6,4	0	3	19	1 066 339	1,4	192	5	0	197	5,7	1	8	22
Total	54 014 104	100,0	452	117	569	100,0	192	127	31	20 161 240	100,0	2 797	117	2 914	100,0	0	152	86	74 175 344	100,0	3 249	234	0	3 483	100,0	192	279	117

Explanatory notes

National currency: SKK (thous. excl. VAT, current prices)

The value (SKK) does not include the value of contracts concluded on the basis of a framework agreement, partial contract, design contest and concession

Z - procedures closed without a framework agreement, without a DPS and without a CA

FA - framework agreement

DPS - dynamic purchasing system

CA - contract amendment

Foreign - No. of procedures in which tenderers established abroad succeeded

Directive 2004/18/EC (Traditional Directive)

Directive 2004/17/EC (on "special sectors")

Other entities - entities which are neither contracting authorities not contracting entities by law



Statistical evaluation of public procurement in 2007

Traditional sector, special sectors and other entities

No. of procedures and value of public procurement by entities, contracts and object of contract - SUPPLIES

Member State: Slovakia

National currency: SKK

Contracts	Contracts above the limit									Contracts below the limit									Supplies total									
	Value		Z	FA	Total		CA	Cancelled	Foreign	Value		Z	FA	Total		CA	Cancelled	Foreign	Value		Z	FA	Total		CA	Cancelled	Foreign	Foreign.
Entity	SKK thous.	(%)	No.	No.	No.	(%)	No.	No.	No.	SKK thous.	(%)	No.	No.	No.	(%)	No.	No.	No.	SKK thous.	(%)	No.	No.	No.	No.	(%)	No.	No.	No.
A	1	2	3	4	5	6	7	8	9	10	11	12	13	14	15	16	17	18	19	20	21	22	23	24	25	26	27	28
Directive 2004/18/EC (Traditional Directive)																												
State administration)	13 628 954	66,7	128	48	176	70,4	48	40	8	1 796 730	57,8	620	48	668	56,7	0	34	32	15 425 684	65,5	748	96	0	844	59,0	48	74	40
Territorial governments	736 580	3,6	25	2	27	10,8	48	5	0	896 095	28,9	368	19	387	32,8	0	27	6	1 632 675	6,9	393	21	0	414	29,0	48	32	6
Traditional sector	14 365 534	70,3	153	50	203	81,2	96	45	8	2 692 825	86,7	988	67	1 055	89,5	0	61	38	17 058 359	72,4	1 141	117	0	1 258	88,0	96	106	46
Directive 2004/17/EC (on "special sectors")																												
Special sectors	5 999 933	29,3	27	14	41	16,4	5	9	7	108 077	3,5	23	10	33	2,8	0	2	0	6 108 010	26,0	50	24	0	74	5,2	5	11	7
Total	20 365 467	99,6	180	64	244	97,6	101	54	15	2 800 902	90,2	1 011	77	1 088	92,3	0	63	38	23 166 369	98,4	1 191	141	0	1 332	93,2	101	117	53
Other entities																												
Other entities	82 321	0,4	6	0	6	2,4	1	4	3	305 372	9,8	91	0	91	7,7	0	1	19	387 693	1,6	97	0	0	97	6,8	1	5	22
Total	20 447 788	100,0	186	64	250	100,0	102	58	18	3 106 274	100,0	1 102	77	1 179	100,0	0	64	57	23 554 062	100,0	1 288	141	0	1 429	100,0	102	122	75

Explanatory notes

National currency: SKK (thous. excl. VAT, current prices)

The value (SKK) does not include the value of contracts concluded on the basis of a framework agreement, partial contract, design contest and concession

Z - procedures closed without a framework agreement, without a DPS and without a CA

FA - framework agreement

DPS - dynamic purchasing system

CA - contract amendment

Foreign - No. of procedures in which tenderers established abroad succeeded

Directive 2004/18/EC (Traditional Directive)

Directive 2004/17/EC (on "special sectors")

Other entities - entities which are neither contracting authorities not contracting entities by law



Statistical evaluation of public procurement in 2007
 Traditional sector, special sectors and other entities

No. of procedures and value of public procurement by entities, contracts and object of contract - SERVICES

Member State: Slovakia

National currency: SKK

Contracts	Contracts above the limit									Contracts below the limit									Services total									
	Value		Z	FA	Total		CA	Cancel	Foreign	Value		Z	FA	Total		CA	Cancel	Foreign	Value		Z	FA	Total		CA	Cancel	Foreign	foreign
Entity	SKK thous.	(%)	No.	No.	No.	(%)	No.	No.	No.	SKK thous.	(%)	No.	No.	No.	(%)	No.	No.	No.	SKK thous.	(%)	No.	No.	No.	No.	(%)	No.	No.	No.
A	1	2	3	4	5	6	7	8	9	10	11	12	13	14	15	16	17	18	19	20	21	22	23	24	25	26	27	28
Directive 2004/18/EC (Traditional Directive)																												
State administration)	10 373 491	56,2	165	31	196	67,1	52	30	4	1 324 158	56,0	494	17	511	56,5	0	18	15	11 697 649	56,2	659	48	0	707	59,0	52	48	19
Territorial governments	874 570	4,7	28	2	30	10,3	13	7	2	711 637	30,0	283	8	291	32,1	0	13	6	1 586 207	7,6	311	10	0	321	26,8	13	20	8
Traditional sector	11 248 061	60,9	193	33	226	77,4	65	37	6	2 035 795	86,0	777	25	802	88,6	0	31	21	13 283 856	63,8	970	58	0	1 028	85,8	65	68	27
Directive 2004/17/EC (on "special sectors")																												
Special sectors	7 137 013	38,7	42	20	62	21,2	7	21	3	106 754	4,5	24	2	26	2,9	0	0	0	7 243 767	34,8	66	22	0	88	7,4	7	21	3
Total	18 385 074	99,6	235	53	288	98,6	72	58	9	2 142 549	90,5	801	27	828	91,5	0	31	21	20 527 623	98,6	1 036	80	0	1 116	93,2	72	89	30
Other entities																												
Other entities	65 040	0,4	4	0	4	1,4	0	1	0	223 862	9,5	72	5	77	8,5	0	0	0	288 902	1,4	76	5	0	81	6,8	0	1	0
Total	18 450 114	100,0	239	53	292	100,0	72	59	9	2 366 411	100,0	873	32	905	100,0	0	31	21	20 816 525	100,0	1 112	85	0	1 197	100,0	72	90	30

Explanatory notes

National currency: SKK (thous. excl. VAT, current prices)

The value (SKK) does not include the value of contracts concluded on the basis of a framework agreement, partial contract, design contest and concession

Z - procedures closed without a framework agreement, without a DPS and without a CA

FA - framework agreement

DPS - dynamic purchasing system

CA - contract amendment

Foreign - No. of procedures in which tenderers established abroad succeeded

Directive 2004/18/EC (Traditional Directive)

Directive 2004/17/EC (on "special sectors")

Other entities - entities which are neither contracting authorities not contracting entities by law



Statistical evaluation of public procurement in 2007
 Traditional sector, special sectors and other entities

No. of procedures and value of public procurement by entities, contracts and object of contract - BUILDING WORKS

Member State: Slovakia

National currency: SKK

Contracts	Contracts above the limit									Contracts below the limit									Building works total									
	Value		Z	FA	Total		CA	Cance	Foreign	Value		Z	FA	Total		CA	Cance	Foreign	Value		Z	FA	Total		CA	Cance	Foreign	foreign
Entity	SKK thous.	(%)	No.	No.	No.	(%)	No.	No.	No.	SKK thous.	(%)	No.	No.	No.	(%)	No.	No.	No.	SKK thous.	(%)	No.	No.	No.	No.	(%)	No.	No.	No.
A	1	2	3	4	5	6	7	8	9	10	11	12	13	14	15	16	17	18	19	20	21	22	23	24	25	26	27	28
Directive 2004/18/EC (Traditional Directive)																												
State administration)	1 763 209	11,7	4	0	4	14,8	6	6	0	4 200 398	28,6	212	3	215	25,9	0	20	3	5 963 607	20,0	216	3	0	219	25,6	6	26	3
Territorial governments	743 324	4,9	3	0	3	11,1	10	2	0	8 886 168	60,5	562	4	566	68,2	0	35	4	9 629 492	32,3	565	4	0	569	66,4	10	37	4
Traditional sector	2 506 533	16,6	7	0	7	25,9	16	8	0	13 086 566	89,1	774	7	781	94,1	0	55	7	15 593 099	52,3	781	7	0	788	92,0	16	63	7
Directive 2004/17/EC (on "special sectors")																												
Special sectors	12 609 670	83,4	20	0	20	74,1	2	2	4	1 212 245	8,3	29	1	30	3,6	0	0	1	13 821 915	46,4	49	1	0	50	5,8	2	2	5
Total	15 116 203	100,0	27	0	27	100,0	18	10	4	14 298 811	97,4	803	8	811	97,7	0	55	8	29 415 014	98,7	830	8	0	838	97,8	18	65	12
Other entities																												
Other entities	0	0,0	0	0	0	0,0	0	0	0	389 744	2,6	19	0	19	2,3	0	2	0	389 744	1,3	19	0	0	19	2,2	0	2	0
Total	15 116 203	100,0	27	0	27	100,0	18	10	4	14 688 555	100,0	822	8	830	100,0	0	57	8	29 804 758	100,0	849	8	0	857	100,0	18	67	12

Explanatory notes

National currency: SKK (thous. excl. VAT, current prices)

The value (SKK) does not include the value of contracts concluded on the basis of a framework agreement, partial contract, design contest and concession

Z - procedures closed without a framework agreement, without a DPS and without a CA

FA - framework agreement

DPS - dynamic purchasing system

CA - contract amendment

Foreign - No. of procedures in which tenderers established abroad succeeded

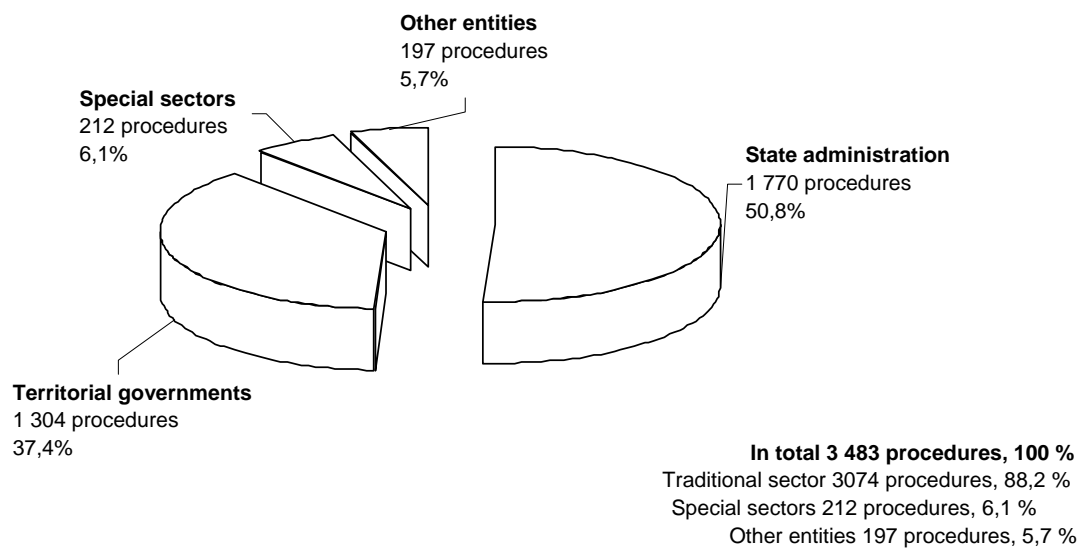
Directive 2004/18/EC (Traditional Directive)

Directive 2004/17/EC (on "special sectors")

Other entities - entities which are neither contracting authorities not contracting entities by law

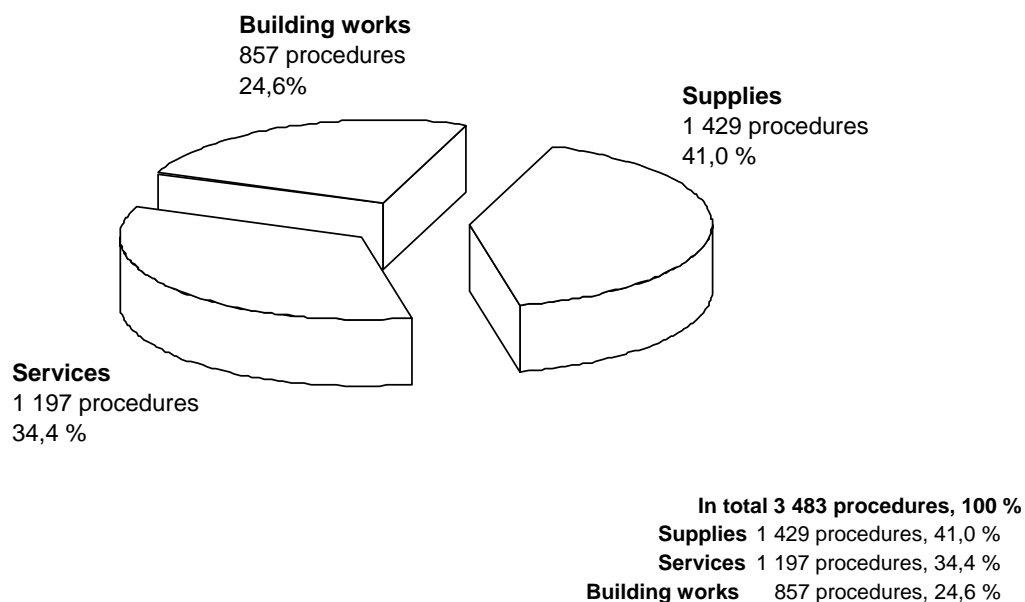
Statistical evaluation of public procurement in 2007

By entities and the No. of procedures

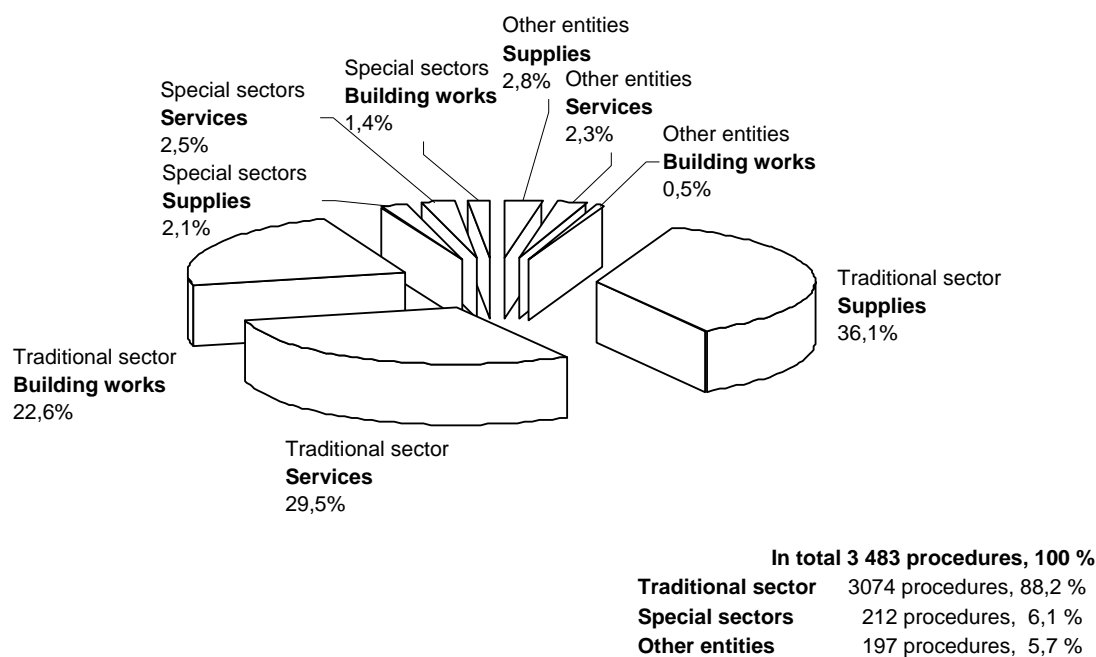


Statistical evaluation of public procurement in 2007

By the object of contract and the No. of procedures

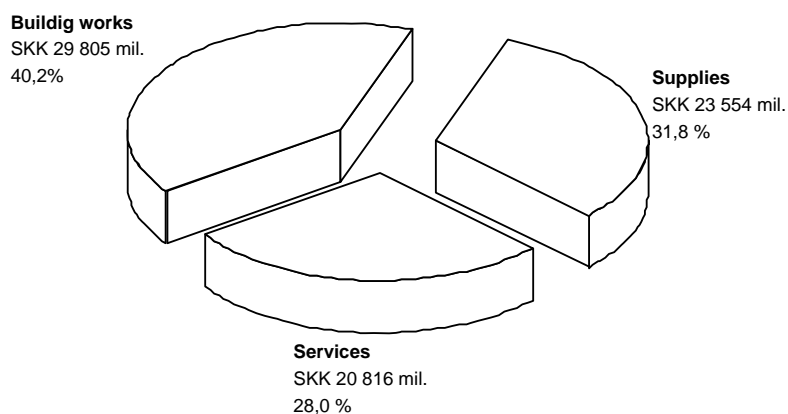


By entities, the object of contract and the No. of procedures



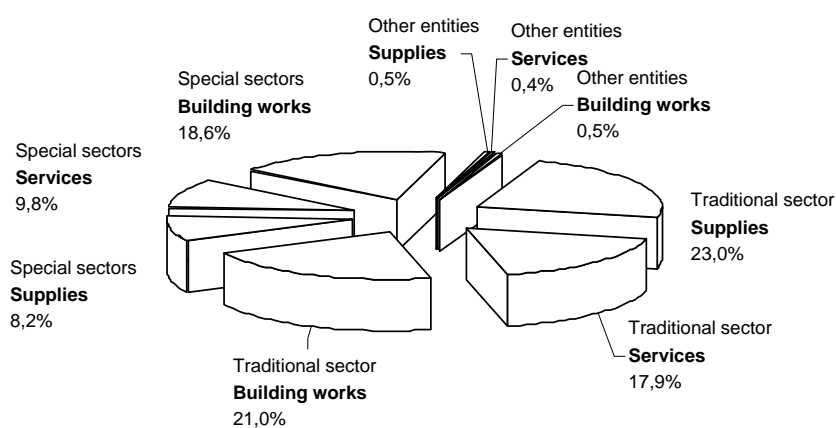
Statistical evaluation of public procurement in 2007

By the object and value of contract



In total	SKK 74 175 mil., 100 %
Supplies	SKK 23 554 mil., 31,8 %
Services	SKK 20 816 mil., 28,0 %
Building works	SKK 29 805 mil., 40,2 %

By entities and the object and value of contract



In total	SKK 74 175 mil., 100 %
Traditional sector	SKK 45 935 mil., 61,9 %
Special sectors	SKK 27 174 mil., 36,7 %
Other entities	SKK 1 066 mil., 1,4 %



No. of procedures and value of public procurement by entities and public procurement procedures:

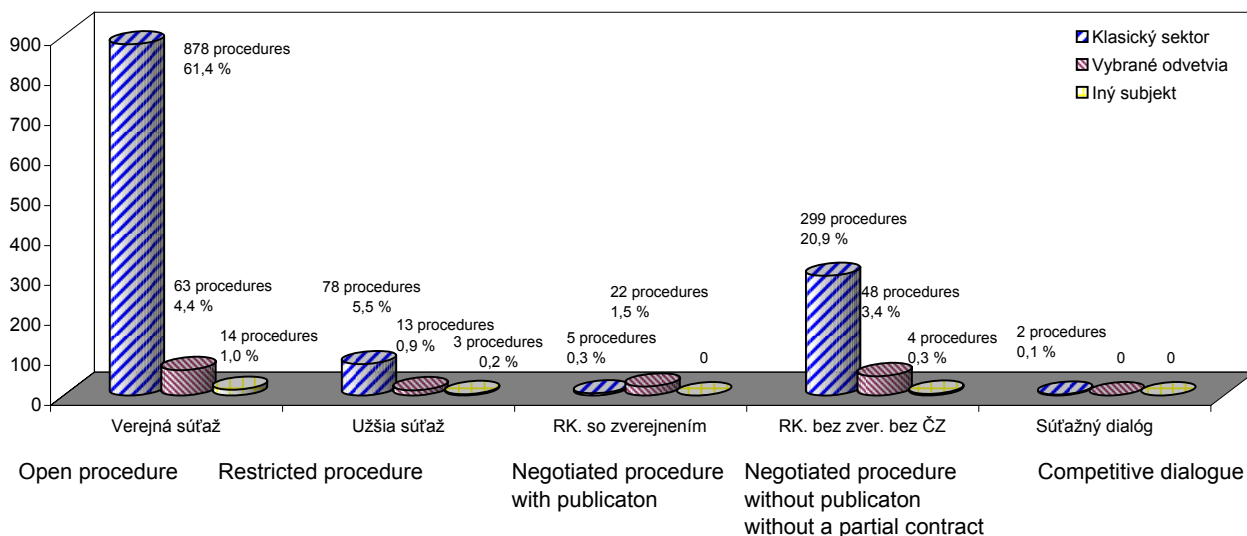
Member State: Slovakia

National currency: SKK

Entity Procedures	Classical sector				Selected industries				Other entities				Total			
	Value		Procedures		Value		Procedures		Value		Procedures		Value		Procedures	
	SKK thous.	(%)	No.	0%	SKK thous.	(%)	No.	0%	SKK thous.	(%)	No.	0%	SKK thous.	(%)	No.	0%
A	1	2	3	4	5	6	7	8	9	10	11	12	13	14	15	16
Open procedure	22 513 329	37,4	878	61,4	7 968 896	13,2	63	4,4	90 749	0,2	14	1,0	30 572 974	50,8	955	66,8
Restricted procedure	4 204 132	7,0	78	5,5	1 838 941	3,1	13	0,9	39 945	0,1	3	0,2	6 083 018	10,2	94	6,6
Negotiated procedure with publication	368 142	0,6	5	0,3	10 562 056	17,5	22	1,5	0	0,0	0	0,0	10 930 198	18,1	27	1,9
Negotiated procedure without publication	5 605 322	9,3	299	20,9	5 440 227	9,0	48	3,4	35 631	0,1	4	0,3	11 081 180	18,4	351	24,6
Competitive dialogue	1 520 000	2,5	2	0,1	0	0,0	0	0,0	0	0,0	0	0,0	1 520 000	2,5	2	0,1
Procedures total	34 210 925	56,8	1 262	88,2	25 810 120	42,8	146	10,2	166 325	0,4	21	1,5	60 187 370	100	1 429	100,0
Contracts below the threshold	5 895 094		1624		428 762		60		841 684		169		7 165 540		1853	
Non-priority services (only BT procedure)	5 829 295		188		934 810		6		58 331		7		6 822 436		201	
Total	45 935 314		3 074		27 173 692		212		1 066 340		197		74 175 346		3 483	
Partial contracts	3 880 082		1822		3 006 557		457		0		0		6 886 639		2279	
Design contest	6		5		0		0		0		0		6		5	
Concessions	121 351		1		0		0		0		0		121 351		1	

* only BT procedure – only procedure below the threshold

By entities and No. of procedures



Traditional sector
Selected sectors
Other entities



Statistical evaluation of public procurement in 2007

Traditional sector, special sectors and

No. of procedures and value of public procurement by the object of contract and drawing from the EU funds

Member State: Slovakia

National currency: SKK

Contract	Contracts above the limit														Contracts above the limit and below the limit total													
	Supplies		Services		Building works		Total		Z	FA	Total	Cancelled	Foreign	Supplies		Services		Building works		Total		Z	FA	Total	Cancelled	Foreign		
Entity	Value	No.	Value	No.	Value	No.	Value	(%)						No.	No.	No.	(%)	No.	Value	No.	Value						No.	Value
Specific unit	SKK thous.	No.	SKK thous.	No.	SKK thous.	No.	SKK thous.	(%)	No.	No.	No.	(%)	No.	SKK thous.	No.	SKK thous.	No.	SKK thous.	No.	(000) Sk	(%)	No.	No.	No.	(%)	No.	No.	
A	1	2	3	4	5	6	7	8	9	10	11	12	13	14	15	16	17	18	19	20	21	22	23	24	25	26	27	28
Directive 2004/18/EC (Traditional Directive)																												
State administration	1 022 754	13	4 119 863	28	535 488	2	5 678 105	43,2	38	5	43	60,6	14	3	1 110 606	52	4 305 919	97	1 527 215	24	6 943 740	37,8	161	12	173	29,8	24	8
Territorial governments	23 387	1	61 254	5	233 211	1	317 853	2,4	7	0	7	9,8	1	0	99 668	30	220 597	72	2 591 985	108	2 912 250	15,9	210	0	210	36,3	19	4
Traditional sector	1 046 141	14	4 181 117	33	768 699	3	5 995 958	45,6	45	5	50	70,4	15	3	1 210 274	82	4 526 516	169	4 119 200	132	9 855 990	53,7	371	12	383	66,1	43	12
Directive 2004/17/EC (on "special sectors")																												
Special sectors	15 000	1	1 044 378	5	5 964 343	5	7 023 721	53,3	11	0	11	15,5	4	2	21 317	5	1 119 247	20	6 468 568	13	7 609 132	41,4	38	0	38	6,6	4	3
Total	1 061 141	15	5 225 495	38	6 733 042	8	13 019 679	98,9	56	5	61	85,9	19	5	1 231 591	87	5 645 763	189	10 587 768	145	17 465 122	95,1	409	12	421	72,7	47	15
Other entities																												
Other entities	82 321	6	65 040	4	0	0	147 361	1,1	10	0	10	14,1	2	3	331 436	74	245 636	71	321 160	13	898 232	4,9	158	0	158	27,3	4	20
Total	1 143 462	21	5 290 535	42	6 733 042	8	13 167 040	100,0	66	5	71	100,0	21	8	1 563 027	161	5 891 399	260	10 908 928	158	18 363 354	100,0	567	12	579	100,0	51	35

Explanatory notes

National currency: SKK (thous. Excl. VAT, current prices)

The value (SKK) does not include the value of contracts concluded on the basis of a framework agreement, partial contract, design contest and concession

Z - procedures closed without a framework agreement, without a DPS and without a CA

FA - framework agreement

Foreign - No. of procedures in which tenderers established abroad succeeded

Directive 2004/18/EC (Traditional Directive)

Directive 2004/17/EC (on "special sectors")

Other entities - entities which are neither contracting authorities nor contracting entities by law



Tenderers established abroad successful in 2007
 Traditional sector, special sectors and other entities

Annex 10

Tenderers established abroad successful in 2006 and 2007 by groups: EU, OECD, RoW

Member State: Slovakia

National currency: SKK

Year		2006				2007						
Group	State	Procedures		Value		Procedures		Comparison to 2006		Value		Comparison to 2006
		No.	(%)	SKK thous.	(%)	No.	(%)	No.	(%)	SKK thous.	(%)	(%)
A		1	2	3	4	5	6	7	8	9	10	11
EU 25	Belgium	1	0,4	13 532	0,2	0	0,0	-1	-100,0	0	0,0	0,0
	Czech Republic	152 (1)*	68,4	3 933 845	52,5	76	65,0	-77	-50,3	4 684 279	57,9	119,1
	Denmark	1	0,4	5 141	0,1	0	0,0	-1	-100,0	0	0,0	0,0
	Finland	1	0,4	4 226	0,1	2	1,7	1	100,0	3 498	0,1	82,8
	France	5	2,2	924 122	12,3	2	1,7	-3	-60,0	4 547	0,1	0,5
	Netherlands	3	1,3	13 571	0,2	2	1,7	-1	-33,3	15 137	0,2	111,5
	Ireland	3	1,3	45 864	0,6	2	1,7	-1	-33,3	7 458	0,1	16,3
	Hungary	6	2,7	141 672	1,9	2	1,7	-4	-66,7	15 879	0,2	11,2
	Germany	17	7,7	247 758	3,3	9	7,6	-8	-47,1	41 485	0,5	16,7
	Poland	2	0,9	203 489	2,7	1	0,9	-1	-50,0	48 837	0,6	24,0
	Portugal	0	0,0	0	0,0	1	0,9	1	100,0	1 842 544	22,7	0,0
	Austria	15	6,8	192 032	2,6	7	6,0	-8	-53,3	152 877	1,8	79,6
	Slovenia	0	0,0	0	0,0	1	0,9	1	100,0	11 058	0,1	0,0
	Spain	2	0,9	413 001	5,5	0	0,0	-2	-100,0	0	0,0	0,0
	Sweden	2	0,9	64 007	0,9	0	0,0	-2	-100,0	0	0,0	0,0
	Italy	2	0,9	5 466	0,1	4	3,4	2	100,0	1 206 933	14,9	22 080,7
United Kingdom	5 (1)*	2,2	1 050 308	14,0	3	2,5	-3	-50,0	34 060	0,4	3,2	
EU 25		217 (2)*	97,4	7 258 034	96,8	112	95,7	-107	-48,9	8 068 592	99,6	111,2
OECD	Canada	1	0,4	100 000	1,3	0	0,0	-1	-100,0	0	0,0	0,0
	USA	2	0,9	17 080	0,2	2	1,7	0	0,0	3 805	0,1	22,3
	Switzerland (EFTA)	2	0,9	5 112	0,1	3	2,6	1	50,0	23 412	0,3	458,0
OECD		222 (2)*	99,6	7 380 226	98,4	117	100,0	-107	-47,8	8 095 809	100,0	109,7
RoW	Bulgaria	1	0,4	118 011	1,6	0	0,0	-1	-100,0	0	0,0	0,0
Rest of the world		1	0,4	118 011	1,6	0	0,0	-1	-100,0	0	0,0	0,0
Total		223 (2)*	100,0	7 498 237	100,0	117	100,0	-108	-48,0	8 095 809	100,0	108,0

* In the brackets, the No. of procedures are indicated in which several tenderers established abroad were successful. IN one tender, tenderers from the Czech Republic and Germany succeeded, in the other one the tenderers from Canada and from the United Kingdom.



Traditional sector and other entities

No. of procedures and value of public procurement by entities, contracts and object of contract - TOTAL

Member State: Slovakia

National currency: SKK

Contract	Contracts above the limit							Contracts below the limit							Supplies total									
	Unit		Z	FA	Total		Cancelled	Value		Z	FA	Total		Cancelled	Value		Z	FA	DPS	Total		CA	Cancelled	Foreign
	Specific unit	SKK thous.	(%)	No.	No.	No.	(%)	No.	SKK thous.	(%)	No.	No.	No.	(%)	No.	SKK thous.	(%)	No.	No.	No.	No.	(%)	No.	No.
A	1	2	3	4	5	6	7	8	9	10	11	12	13	14	15	16	17	18	19	20	21	22	23	24
Annex IV of Directive 2004/18/EC																								
Ministry or other state authority incl. units (Art. 6(1)(a))	18 480 664	65,3	189	66	255	57,2	47	4 096 028	21,9	736	27	763	27,0	43	22 576 692	48,0	925	93	0	1 018	31,1	50	90	31
State agency/authority	0	0,0	0	0	0	0,0	0	33 345	0,2	14	0	14	0,5	0	33 345	0,1	14	0	0	14	0,4	0	0	0
Organisation governed by public law (Art. 6 (1) (d))	7 284 990	25,8	108	13	121	27,1	29	3 191 913	17,0	576	41	617	21,8	29	10 476 903	22,3	684	54	0	738	22,5	56	58	31
State administration	25 765 654	91,1	297	79	376	84,3	76	7 321 286	39,1	1 326	68	1 394	49,3	72	33 086 940	70,4	1 623	147	0	1 770	54,0	106	148	62
Annex III of Directive 2004/18/EC																								
Municipality and region (Art. 6 (1)(b); Art. 6 (1)(c))	2 193 420	7,8	44	4	48	10,8	13	9 196 051	49,1	969	29	998	35,3	64	11 389 471	24,2	1 013	33	0	1 046	32,0	66	77	14
Regional or local agency/authority	16 140	0,1	2	0	2	0,4	0	0	0,0	0	0	0	0,0	0	16 140	0,0	2	0	0	2	0,1	0	0	0
Organisation governed by public law (Art. 6 (1) (d))	97 587	0,3	7	0	7	1,6	1	1 038 761	5,5	225	2	227	8,0	8	1 136 348	2,4	232	2	0	234	7,2	5	9	3
Other contracting authority (Art. 6 (1) (e))	47 327	0,2	3	0	3	0,7	0	259 088	1,4	19	0	19	0,7	3	306 415	0,7	22	0	0	22	0,7	0	3	1
Local governments	2 354 474	8,4	56	4	60	13,5	14	10 493 900	56,0	1 213	31	1 244	44,0	75	12 848 374	27,3	1 269	35	0	1 304	40,0	71	89	18
Traditional sector	28 120 128	99,5	353	83	436	97,8	90	17 815 186	95,1	2 539	99	2 638	93,4	147	45 935 314	97,7	2 892	182	0	3 074	94,0	177	237	80
Other entities																								
Contracting authority providing subsidy (Art. 7)	147 361	0,5	10	0	10	2,2	5	918 978	4,9	182	5	187	6,6	3	1 066 339	2,3	192	5	0	197	6,0	1	8	22
Other entities	147 361	0,5	10	0	10	2,2	5	918 978	4,9	182	5	187	6,6	3	1 066 339	2,3	192	5	0	197	6,0	1	8	22
Total	28 267 489	100,0	363	83	446	100,0	95	18 734 164	100,0	2 721	104	2 825	100,0	150	47 001 653	100,0	3 084	187	0	3 271	100,0	178	245	102

Explanatory notes

The value (SKK) does not include the value of contracts concluded on the basis of a framework agreement, partial contract, design contest and concession

Z - procedures closed without a framework agreement, without a DPS and without a CA

FA - framework agreement

DPS - dynamic purchasing system

CA - contract amendment

Foreign - No. of procedures in which tenderers established abroad succeeded



Statistical evaluation of public procurement in 2007

Traditional sector and other entities

No. of procedures and value of public procurement by entities, contracts and object of contract - SUPPLIES

Member State: Slovakia

National currency: SKK

Contracts	Contracts above the limit							Contracts below the limit							Supplies total									
	Unit		Z	FA	Total		Cancelled	Value		Z	FA	Total		Cancelled	Value		Z	FA	DPS	Total		CA	Cancelled	Foreign
	SKK thous.	(%)	No.	No.	No.	(%)	No.	SKK thous.	(%)	No.	No.	No.	(%)	No.	SKK thous.	(%)	No.	No.	No.	No.	(%)	No.	No.	No.
Specific unit	1	2	3	4	5	6	7	8	9	10	11	12	13	14	15	16	17	18	19	20	21	22	23	24
Annex IV of Directive 2004/18/EC																								
Ministry or other state authority incl. units (Art. 6(1)(a))	9 236 233	63,9	67	38	105	50,2	23	670 495	22,4	261	14	275	24,0	16	9 906 728	56,8	328	52	0	380	28,1	10	39	16
State agency/authority	0	0,0	0	0	0	0,0	0	4 709	0,2	3	0	3	0,3	0	4 709	0,0	3	0	0	3	0,2	0	0	0
Organisation governed by public law (Art. 6 (1) (d))	4 392 721	30,4	61	10	71	34,0	17	1 121 526	37,4	356	34	390	34,0	18	5 514 247	31,6	417	44	0	461	34,0	38	35	24
State administration	13 628 954	94,3	128	48	176	84,2	40	1 796 730	60,0	620	48	668	58,3	34	15 425 684	88,4	748	96	0	844	62,3	48	74	40
Annex III of Directive 2004/18/EC																								
Municipality and region (Art. 6 (1)(b); Art. 6 (1)(c))	657 056	4,5	19	2	21	10,0	4	560 579	18,6	210	17	227	19,8	19	1 217 635	7,0	229	19	0	248	18,3	48	23	4
Regional or local agency/authority	0	0,0	0	0	0	0,0	0	0	0,0	0	0	0	0,0	0	0	0,0	0	0	0	0	0,0	0	0	0
Organisation governed by public law (Art. 6 (1) (d))	56 137	0,4	5	0	5	2,4	1	314 844	10,5	149	2	151	13,2	6	370 980	2,1	154	2	0	156	11,5	0	7	2
Other contracting authority (Art. 6 (1) (e))	23 387	0,2	1	0	1	0,5	0	20 672	0,7	9	0	9	0,8	2	44 060	0,3	10	0	0	10	0,7	0	2	0
Local governments	736 580	5,1	25	2	27	12,9	5	896 095	29,8	368	19	387	33,8	27	1 632 675	9,4	393	21	0	414	30,5	48	32	6
Traditional sector	14 365 534	99,4	153	50	203	97,1	45	2 692 825	89,8	988	67	1 055	92,1	61	17 058 359	97,8	1 141	117	0	1 258	92,8	96	106	46
Other entities																								
Contracting authority providing subsidy (Art. 7)	82 321	0,6	6	0	6	2,9	4	305 372	10,2	91	0	91	7,9	1	387 693	2,2	97	0	0	97	7,2	1	5	22
Other entities	82 321	0,6	6	0	6	2,9	4	305 372	10,2	91	0	91	7,9	1	387 693	2,2	97	0	0	97	7,2	1	5	22
Total	14 447 855	100,0	159	50	209	100,0	49	2 998 197	100,0	1 079	67	1 146	100,0	62	17 446 052	100,0	1 238	117	0	1 355	100,0	97	111	68

Explanatory notes

The value (SKK) does not include the value of contracts concluded on the basis of a framework agreement, partial contract, design contest and concession

Z - procedures closed without a framework agreement, without a DPS and without a CA

FA - framework agreement

DPS - dynamic purchasing system

CA - contract amendment

Foreign - No. of procedures in which tenderers established abroad succeeded



Statistical evaluation of public procurement in 2007

Traditional sector and other entities

No. of procedures and value of public procurement by entities, contracts and object of contract - SERVICES

Member State: Slovakia

National currency: SKK

Contracts	Contracts above the limit							Contracts below the limit							Services total									
	Unit		Z	FA	Total		Cancelled	Value		Z	FA	Total		Cancelled	Value		Z	FA	DPS	Total		CA	Cancelled	Foreign
Entity	SKK thous.	(%)	No.	No.	No.	(%)	No.	SKK thous.	(%)	No.	No.	No.	(%)	No.	SKK thous.	(%)	No.	No.	No.	No.	(%)	No.	No.	No.
Specific unit	1	2	3	4	5	6	7	8	9	10	11	12	13	14	18	16	17	18	19	20	21	22	23	24
Annex IV of Directive 2004/18/EC																								
Ministry or other state authority incl. units (Art. 6(1)(a))	9 017 743	79,7	121	28	149	64,8	20	913 628	40,4	356	11	367	41,8	13	9 931 371	73,2	477	39	0	516	46,5	38	33	13
State agency/authority	0	0,0	0	0	0	0,0	0	14 559	0,6	10	0	10	1,1	0	14 559	0,1	10	0	0	10	0,9	0	0	0
Organisation governed by public law (Art. 6 (1) (d))	1 355 748	12,0	44	3	47	20,4	10	395 972	17,5	128	6	134	15,2	5	1 751 720	12,9	172	9	0	181	16,3	14	15	6
State administration	10 373 491	91,7	165	31	196	85,2	30	1 324 159	58,5	494	17	511	58,1	18	11 697 650	86,2	659	48	0	707	63,7	52	48	19
Annex III of Directive 2004/18/EC																								
Municipality and region (Art. 6 (1)(b); Art. 6 (1)(c))	793 040	7,0	22	2	24	10,4	7	545 677	24,1	234	8	242	27,5	11	1 338 717	9,9	256	10	0	266	24,0	9	18	6
Regional or local agency/authority	16 140	0,1	2	0	2	0,9	0	0	0,0	0	0	0	0,0	0	16 140	0,1	2	0	0	2	0,2	0	0	0
Organisation governed by public law (Art. 6 (1) (d))	41 450	0,4	2	0	2	0,9	0	145 679	6,4	42	0	42	4,8	2	187 129	1,4	44	0	0	44	4,0	4	2	1
Other contracting authority (Art. 6 (1) (e))	23 939	0,2	2	0	2	0,9	0	20 281	1,0	7	0	7	0,8	0	44 220	0,3	9	0	0	9	0,8	0	0	1
Local governments	874 569	7,7	28	2	30	13,1	7	711 637	31,5	283	8	291	33,1	13	1 586 206	11,7	311	10	0	321	29,0	13	20	8
Traditional sector	11 248 060	99,4	193	33	226	98,3	37	2 035 796	90,0	777	25	802	91,2	31	13 283 856	97,9	970	58	0	1 028	92,7	65	68	27
Other entities																								
Contracting authority providing subsidy (Art. 7)	65 040	0,6	4	0	4	1,7	1	223 862	10,0	72	5	77	8,8	0	288 902	2,1	76	5	0	81	7,3	0	1	0
Other entities	65 040	0,6	4	0	4	1,7	1	223 862	10,0	72	5	77	8,8	0	288 902	2,1	76	5	0	81	7,3	0	1	0
Total	11 313 100	100,0	197	33	230	100,0	38	2 259 658	100,0	849	30	879	100,0	31	13 572 758	100,0	1 046	63	0	1 109	100,0	65	69	27

Explanatory notes

The value (SKK) does not include the value of contracts concluded on the basis of a framework agreement, partial contract, design contest and concession

Z - procedures closed without a framework agreement, without a DPS and without a CA

FA - framework agreement

DPS - dynamic purchasing system

CA - contract amendment

Foreign - No. of procedures in which tenderers established abroad succeeded



Statistical evaluation of public procurement in 2007

Traditional sector and other entities

No. of procedures and value of public procurement by entities, contracts and object of contract - BUILDING WORKS

Member State: Slovakia

National currency: SKK

Contracts	Contracts above the limit							Contracts below the limit							Building works total										
	Unit		Z	FA	Total		Cancelled	Value		Z	FA	Total		Cancelled	Value		Z	FA	DPS	Total		CA	Cancelled	Foreign	
	SKK thous.	(%)	No.	No.	No.	(%)	No.	SKK thous.	(%)	No.	No.	No.	(%)	No.	SKK thous.	(%)	No.	No.	No.	No.	(%)	No.	No.	No.	
A	1	2	3	4	5	6	7	8	9	10	11	12	13	14	15	16	17	18	19	20	21	22	23	24	
Annex IV of Directive 2004/18/EC																									
Ministry or other state authority incl. units (Art. 6(1)(a))	226 688	9,0	1	0	1	14,2	4	2 511 906	18,6	119	2	121	15,1	14	2 738 594	17,1	120	2	0	122	15,1	2	18	2	
State agency/authority	0	0,0	0	0	0	0,0	0	14 077	0,1	1	0	1	0,1	0	14 077	0,1	1	0	0	1	0,1	0	0	0	
Organisation governed by public law (Art. 6 (1) (d))	1 536 521	61,3	3	0	3	42,9	2	1 674 415	12,5	92	1	93	11,6	6	3 210 936	20,1	95	1	0	96	11,9	4	8	1	
State administration	1 763 209	70,3	4	0	4	57,1	6	4 200 398	31,2	212	3	215	26,8	20	5 963 607	37,3	216	3	0	219	27,1	6	26	3	
Annex III of Directive 2004/18/EC																									
Municipality and region (Art. 6 (1)(b); Art. 6 (1)(c))	743 324	29,7	3	0	3	42,9	2	8 089 795	60,0	525	4	529	66,1	34	8 833 119	55,3	528	4	0	532	65,9	9	36	4	
Regional or local agency/authority	0	0,0	0	0	0	0,0	0	0	0,0	0	0	0	0,0	0	0	0,0	0	0	0	0	0,0	0	0	0	
Organisation governed by public law (Art. 6 (1) (d))	0	0,0	0	0	0	0,0	0	578 238	4,3	34	0	34	4,3	0	578 238	3,6	34	0	0	34	4,2	1	0	0	
Other contracting authority (Art. 6 (1) (e))	0	0,0	0	0	0	0,0	0	218 136	1,6	3	0	3	0,4	1	218 136	1,4	3	0	0	3	0,4	0	1	0	
Local governments	743 324	29,7	3	0	3	42,9	2	8 886 169	65,9	562	4	566	70,8	35	9 629 493	60,3	565	4	0	569	70,5	10	37	4	
Traditional sector	2 506 533	100,0	7	0	7	100,0	8	13 086 567	97,1	774	7	781	97,6	55	15 593 100	97,6	781	7	0	788	97,6	16	63	7	
Other entities																									
Contracting authority providing subsidy (Art. 7)	0	0,0	0	0	0	0,0	0	389 744	2,9	19	0	19	2,4	2	389 744	2,4	19	0	0	19	2,4	0	2	0	
Other entities	0	0,0	0	0	0	0,0	0	389 744	2,9	19	0	19	2,4	2	389 744	2,4	19	0	0	19	2,4	0	2	0	
Total	2 506 533	100,0	7	0	7	100,0	8	13 476 311	100,0	793	7	800	100,0	57	15 982 844	100,0	800	7	0	807	100,0	16	65	7	

Explanatory notes

The value (SKK) does not include the value of contracts concluded on the basis of a framework agreement, partial contract, design contest and concession

Z - procedures closed without a framework agreement, without a DPS and without a CA

FA - framework agreement

DPS - dynamic purchasing system

CA - contract amendment

Foreign - No. of procedures in which tenderers established abroad succeeded



Statistical evaluation of public procurement in 2007

Traditional sector and other entities

Negotiated procedure without publication (NPwoP), by justification of its application and by entities

Members State: Slovakia

National currency: SKK

Act No. 25/2006, Article 58 Act No. 523/2003, Article 66	Paragraph 1 (a)		Paragraph 1 (b)		Paragraph 1 (c)		Paragraph 1 (d)		Paragraph 1 (e)		Paragraph 1 (h)		Paragraph 1 (j)		Total excl. PC			
	Value	No.	Value	No.	Value	No.	Value	No.	Value	No.	Value	No.	Value	No.	Value	No.	No.	
Specific unit	SKK thous.	No.	SKK thous.	No.	SKK thous.	No.	SKK thous.	No.	SKK thous.	No.	SKK thous.	No.	SKK thous.	No.	SKK thous.	(%)	No.	(%)
A	1	2	3	4	5	6	7	8	9	10	11	12	13	14	15	16	17	18
Annex IV of Directive 2004/18/EC																		
Ministry or other state authority incl. units	55 489	8	2 448 283	111	92 643	5	32 198	7	42 007	5	140 488	3	70 024	12	2 881 132	51,1	151	49,8
Organisation governed by public law (Art	152 699	9	870 281	54	699 368	18	41 148	13	6 540	1	0	0	34 395	5	1 804 431	32,0	100	33,0
State administration	208 188	17	3 318 564	165	792 011	23	73 346	20	48 547	6	140 488	3	104 419	17	4 685 563	83,1	251	82,8
Annex III of Directive 2004/18/EC																		
Municipality and region	136 382	7	230 731	14	69 910	4	0	0	9 374	1	0	0	34 620	4	481 017	8,5	30	9,9
Organisation governed by public law (Art	15 010	4	59 484	4	359 047	9	0	0	0	0	0	0	5 200	1	438 741	7,8	18	6,0
Local governments	151 392	11	290 215	18	428 957	13	0	0	9 374	1	0	0	39 820	5	919 758	16,3	48	15,9
Traditional sector	359 580	28	3 608 779	183	1 220 968	36	73 346	20	57 921	7	140 488	3	144 239	22	5 605 321	99,4	299	98,7
Other entities																		
Contracting authority providing subsidy (8 123	1	2 521	1	0	0	0	0	24 987	2	0	0	0	0	35 631	0,6	4	1,3
Other entities	8 123	1	2 521	1	0	0	0	0	24 987	2	0	0	0	0	35 631	0,6	4	1,3
Total	367 703	29	3 611 300	184	1 220 968	36	73 346	20	82 908	9	140 488	3	144 239	22	5 640 952	100,0	303	100,0

Explanatory notes

National currency: SKK (thousands excl. VAT, current prices)

Annex III - A list of institutions and the categories of institutions which are governed by public law, referred to in the second sub-Paragraph of Article 1 (9) of Directive 2004/18/EC

Annex IV - Central state administration authorities according to Directive 2004/18/EC

Conditions for applying of negotiated procedure without publication (NPwoP) according to:

Article 58 (1) (a) to (j) of Act No. 25/2006 Coll. of public procurement and on the modification and amendment of certain acts, as amended;

Article 66 (1) (a) to (i) and Article 66 (2) (a) to (e) of Act No. 523/2001 Coll. on public procurement and on the modification of Act No. 575/2001 Coll. on the structure of government and central state administration authorities, as an NPwoP without a PC - negotiated procedure without publication, without contracts concluded on the basis of a framework agreeme



Tenderers established abroad successful in 2007

Annex 16

Traditional sector and

No. of procedures and value of public procurement by entities, contracts and subject of contract - TOTAL

Member State: Slovakia

National currency: SKK

Contracts	Above the limit						Below the limit						Supplies, services and building works total							
	Value		Z	FA	Total		Value		Z	FA	Total		Value		Z	FA	DPS	Total		CA
Entity	SKK thous.	(%)	No.	No.	No.	(%)	SKK thous.	(%)	No.	No.	No.	(%)	SKK thous.	(%)	No.	No.	No.	No.	(%)	No.
Specific unit	1	2	3	4	5	6	7	8	9	10	11	12	13	14	15	16	17	18	19	20
A																				
Annex IV of Directive 2004/18/EC																				
Ministry or other state authority incl. units (Art. 6(1)(a))	158 616	32,1	5	1	6	35,3	117 449	33,6	25	0	25	29,4	276 065	32,8	30	1	0	31	30,4	0
Organisation governed by public law (Art. 6 (1) (d))	268 492	54,4	6	0	6	35,3	96 810	27,8	25	0	25	29,4	365 302	43,4	31	0	0	31	30,4	0
State administration	427 108	86,5	11	1	12	70,6	214 259	61,4	50	0	50	58,8	641 367	76,2	61	1	0	62	60,8	0
Annex III of Directive 2004/18/EC																				
Municipality and region (Art. 6 (1) (b); Art.6 (1) (c))	32 968	6,7	1	0	1	5,9	59 914	17,2	13	0	13	15,3	92 882	11,0	14	0	0	14	13,7	0
Regional or local agency/authority	0	0,0	0	0	0	0,0	0	0,0	0	0	0	0,0	0	0,0	0	0	0	0	0,0	0
Organisation governed by public law (Art. 6 (1) (d))	0	0,0	0	0	0	0,0	8 349	2,4	3	0	3	3,5	8 349	1,0	3	0	0	3	2,9	0
Other contracting authority (Art. 6 (1) (e))	6 706	1,4	1	0	1	5,9	0	0,0	0	0	0	0,0	6 706	0,8	1	0	0	1	1,0	0
Local governments	39 674	8,1	2	0	2	11,8	68 263	19,6	16	0	16	18,8	107 937	12,8	18	0	0	18	17,6	0
Traditional sector	466 782	94,6	13	1	14	82,4	282 522	81,0	66	0	66	77,6	749 304	89,0	79	1	0	80	78,4	0
Other entities																				
Contracting authority providing subsidy (Art. 7)	26 708	5,4	3	0	3	17,6	66 140	19,0	19	0	19	22,4	92 848	11,0	22	0	0	22	21,6	0
Other entities total	26 708	5,4	3	0	3	17,6	66 140	19,0	19	0	19	22,4	92 848	11,0	22	0	0	22	21,6	0
Total	493 490	100,0	16	1	17	100,0	348 662	100,0	85	0	85	100,0	842 152	100,0	101	1	0	102	100,0	0

Explanatory notes

The value (SKK) does not include the value of contracts concluded on the basis of a framework agreement, partial contract, design contest and concession

Z - procedures closed without a framework agreement, without a DPS and without a CA

FA - framework agreement

DPS - dynamic purchasing system

CA - contract amendment

Annex III - List of institutions and categories of institutions which are governed by public law, referred to in the second sub-paragraph of Article 1 (9) of Directive 2004/18/EC

Annex IV - central state administration authorities

Other entities - entities which are neither contracting authorities nor contracting entities by law



Tenderers established abroad successful in 2007

Traditional sector

Traditional sector by countries, object of contract, contracts and groups: EU, OECD and RoW

Member State: Slovakia

National currency: SKK

Object of contract	Supplies		Services		Building works		Above the limit		Below the limit		Supplies, services & build. works total				
	Value	Procedure	Value	Procedure	Value	Procedure	Value	Procedure	Value	Procedure	Value	Z	FA	Total	
Country of tenderer	SKK thous.	No.	SKK thous.	No.	SKK thous.	No.	SKK thous.	No.	SKK thous.	No.	SKK thous.	No.	No.	No.	%
Specific unit	1	2	3	4	5	6	7	8	9	10	11	12	13	14	15
Czech Republic	219 757	4	121 746	4	0	0	341 503	8	215 379	47	556 882	54	1	55	68,7
Finland	0	0	0	0	0	0	0	0	3 498	2	3 498	2	0	2	2,5
France	0	0	0	0	0	0	0	0	4 547	2	4 547	2	0	2	2,5
Netherlands	10 622	1	0	0	0	0	10 622	1	0	0	10 622	1	0	1	1,3
Ireland	0	0	0	0	0	0	0	0	7 458	2	7 458	2	0	2	2,5
Hungary	0	0	0	0	0	0	0	0	12 529	1	12 529	1	0	1	1,3
Germany	0	0	0	0	0	0	0	0	6 485	4	6 485	4	0	4	5,0
Austria	70 883	2	32 716	2	0	0	103 599	4	15 237	2	118 836	6	0	6	7,4
Slovenia	11 058	1	0	0	0	0	11 058	1	0	0	11 058	1	0	1	1,3
United Kingdom	0	0	0	0	0	0	0	0	6 836	2	6 836	2	0	2	2,5
EU 25	312 320	8	154 462	6	0	0	466 782	14	271 969	62	738 751	75	1	76	95,0
USA	0	0	0	0	0	0	0	0	3 805	2	3 805	2	0	2	2,5
Switzerland	0	0	0	0	0	0	0	0	6 747	2	6 747	2	0	2	2,5
OECD	312 320	8	154 462	6	0	0	466 782	14	282 521	66	749 303	79	1	80	100,0
RoW	0	0	0	0	0	0	0	0	0	0	0	0	0	0	0,0
Total	312 320	8	154 462	6	0	0	466 782	14	282 521	66	749 303	79	1	80	100,0

Explanatory notes

The value (SKK) does not include the value of contracts concluded on the basis of a framework agreement, partial contract, design contest and concession

Annex III - A list of institutions and the categories of institutions which are governed by public law, referred to in the second sub-paragraph of Article 1 (9) of Directive 2004/18/EC

Z - procedures closed without an FA

FA - framework agreement

RoW - rest of the world



Special sectors

No. of procedures and value of public procurement by contracts and object of contract

Member State: Slovakia

National currency: SKK

Object	SUPPLIES			BUILDING WORKS			SERVICES			TOTAL										
	Above the limit		Below the limit	Total	Above the limit		Below the limit	Total	Above the limit		Below the limit	Total	Above the limit		Below the limit	Total	Total		Cancelled	Foreign
Contract	Value	Procedure	Value	Value	Value	Procedure	Value	Value	Value	Procedure	Value	Value	Value	Procedure	Value	Procedure	Value	Procedure	Procedure	Procedure
Entity	SKK thous.	No.	SKK thous.	SKK thous.	SKK thous.	No.	SKK thous.	SKK thous.	SKK thous.	No.	SKK thous.	SKK thous.	SKK thous.	No.	SKK thous.	No.	SKK thous.	No.	No.	No.
A	1	2	3	4	5	6	7	8	9	10	11	12	13	14	15	16	17	18	19	20
Annexes I to X of Directive 2004/17/EC (special sectors)																				
I	1 608 131	6	25 000	1 633 131	1 851 533	7	693 969	2 545 502	1 079 805	6	0	1 079 805	4 539 469	19	718 969	15	5 258 438	34	1	5
II	146 074	6	0	146 074	4 666 706	7	47 792	4 714 498	1 246 641	19	10 042	1 256 683	6 059 421	32	57 834	5	6 117 255	37	14	6
III	410 722	6	68 689	479 411	5 252 810	4	448 387	5 701 197	728 145	10	91 452	819 597	6 391 677	20	608 528	62	7 000 205	82	5	2
IV	1 833 257	10	10 758	1 844 015	838 621	2	0	838 621	2 483 036	15	0	2 483 036	5 154 914	27	10 758	1	5 165 672	28	11	1
V	804 251	7	0	804 251	0	0	0	0	0	0	1 691	1 691	804 251	7	1 691	1	805 942	8	0	1
VI	1 197 497	6	0	1 197 497	0	0	0	0	1 599 385	12	0	1 599 385	2 796 882	18	0	0	2 796 882	18	2	0
VII	0	0	0	0	0	0	0	0	0	0	0	0	0	0	0	0	0	0	1	0
VIII	0	0	0	0	0	0	0	0	0	0	0	0	0	0	0	0	0	0	0	0
IX	0	0	0	0	0	0	0	0	0	0	0	0	0	0	0	0	0	0	0	0
X	0	0	3 631	3 631	0	0	22 097	22 097	0	0	3 570	3 570	0	0	29 298	5	29 298	5	0	0
Total	5 999 932	41	108 078	6 108 010	12 609 670	20	1 212 245	13 821 915	7 137 012	62	106 755	7 243 767	25 746 614	123	1 427 078	89	27 173 692	212	34	15

Annexes I to X of Directive 2004/17/EC (special sectors)

- I Production, transmission and distribution of gas and heat
- II Production, transmission and distribution of electricity
- III Production, transmission and distribution of drinking water
- IV Railway services
- V Urban transport (railway, tramway, trolleybus and bus)

- VI Postal services
- VII Exploration for and extraction of oil and gas
- VIII Exploration for and extraction of coal and other solid fuels
- IX Maritime and inland ports or other terminal facilities
- X Airport installations

Explanatory notes

National currency: SKK (in thousands excl. VAT, current prices)

The value (SKK) does not include the value of contracts concluded on the basis of a framework agreement, partial contract, design contest and concession

Foreign - No. of procedures in which the tenderers established abroad were successful



Statistical evaluation of public procurement in 2007

Special sectors

Negotiated procedure without publication (NPwoP) by justification of its application

Member State: Slovakia

National currency: SKK

Act No. 25/2006, Article 88 Act No. 523/2003, Article 66		Paragraph 1 (a)		Paragraph 1 (c)		Paragraph 1 (d)		Paragraph 1 (e)		Paragraph 1 (f)		Paragraph 1 (g)		Total excl. PC			
		Paragraph 1 (e)		Paragraph 1 (a)		Paragraph 1 (b)		Paragraph 1 (h)		Paragraph 1 (d)		Paragraph 1 (c)		Value		No.	
Entity		Value	No.	Value	No.	Value	No.	Value	No.	Value	No.	Value	No.	Value	(%)	No.	(%)
Specific unit		SKK thous.	No.	SKK thous.	No.	SKK thous.	No.	SKK thous.	No.	SKK thous.	No.	SKK thous.	No.	SKK thous.	(%)	No.	(%)
A		1	2	3	4	5	6	7	8	9	10	11	12	13	14	15	16
Annexes I to X of Directive 2004/17/EC (special sectors)																	
I	Production, transmission and distribution of gas and heat	0	0	68 855	4	0	0	0	0	30 244	1	1 670 000	16	1 769 099	32,5	21	43,8
II	Production, transmission and distribution of electricity	27 224	1	337 945	7	159 644	1	0	0	0	0	0	0	524 813	9,6	9	18,8
III	Production, transmission and distribution of drinking water	0	0	10 610	2	0	0	0	0	0	0	0	0	10 610	0,2	2	4,1
IV	Railway services	625 336	3	1 968 955	8	0	0	74 747	1	0	0	0	0	2 669 038	49,1	12	25,0
V	Urban transport (railway, tramway, trolleybus and bus)	0	0	0	0	0	0	0	0	0	0	0	0	0	0,0	0	0,0
VI	Postal services	0	0	89 490	3	0	0	377 176	1	0	0	0	0	466 666	8,6	4	8,3
VII	Exploration for and extraction of oil and gas	0	0	0	0	0	0	0	0	0	0	0	0	0	0,0	0	0,0
VIII	Exploration for and extraction of coal and other solid fuels	0	0	0	0	0	0	0	0	0	0	0	0	0	0,0	0	0,0
IX	Maritime and inland ports or other terminal facilities	0	0	0	0	0	0	0	0	0	0	0	0	0	0,0	0	0,0
X	Airport installations	0	0	0	0	0	0	0	0	0	0	0	0	0	0,0	0	0,0
Total		652 560	4	2 475 855	24	159 644	1	451 923	2	30 244	1	1 670 000	16	5 440 226	100,0	48	100,0

Explanatory notes

National currency: SKK (in thousands excl. VAT, current prices)

I to X: Annexes of Directive 2004/17/EC

Conditions for applying of negotiated procedure without publication (NPwoP) according to:

Article 88 (1) (a) to (l) of Act No. 25/2006 Coll. of public procurement and on the modification and amendment of certain acts, as amended;

Article 66 (1) (a) to (i) and Article 66 (2) (a) to (e) of Act No. 523/2001 Coll. on public procurement and on the modification of Act No. 575/2001 Coll. on the structure of government and central state administration authorities, as amended.

NPwoP without a PC - negotiated procedure without publication, without contracts concluded on the basis of a framework agreement and partial co



Tenderers established abroad successful in 2007

Annex 20

Special sectors

No. of procedures and value of public procurement by object of contract and contracts

Member State: Slovakia

National currency: SKK

Object	SUPPLIES			BUILDING WORKS			SERVICES			TOTAL								
	Above the limit		Below the limit	Above the limit		Below the limit	Above the limit		Below the limit	Above the limit		Below the limit	Total					
Contract	Value	Procedure	Value	Value	Value	Procedure	Value	Value	Value	Procedure	Value	Value	Value	Procedure	Value	Procedure	Value	Procedure
Entity	SKK thous.	No.	SKK thous.	SKK thous.	SKK thous.	No.	SKK thous.	SKK thous.	SKK thous.	No.	SKK thous.	SKK thous.	SKK thous.	No.	SKK thous.	No.	SKK thous.	No.
A	1	2	3	4	5	6	7	8	9	10	11	12	13	14	15	16	17	18
Annexes I to X of Directive 2004/17/EC (selected industries)																		
I	1 222 964	2	0	1 222 964	711 533	1	125 800	837 333	48 837	1	0	48 837	1 983 334	4	125 800	1	2 109 134	5
II	67 148	2	0	67 148	2 662 000	2	0	2 662 000	45 065	2	0	45 065	2 774 213	6	0	0	2 774 213	6
III	10 070	1	0	10 070	1 842 544	1	0	1 842 544	0	0	0	0	1 852 614	2	0	0	1 852 614	2
IV	386 616	1	0	386 616	0	0	0	0	0	0	0	0	386 616	1	0	0	386 616	1
V	131 081	1	0	131 081	0	0	0	0	0	0	0	0	131 081	1	0	0	131 081	1
VI	0	0	0	0	0	0	0	0	0	0	0	0	0	0	0	0	0	0
VII	0	0	0	0	0	0	0	0	0	0	0	0	0	0	0	0	0	0
VIII	0	0	0	0	0	0	0	0	0	0	0	0	0	0	0	0	0	0
IX	0	0	0	0	0	0	0	0	0	0	0	0	0	0	0	0	0	0
X	0	0	0	0	0	0	0	0	0	0	0	0	0	0	0	0	0	0
Total	1 817 879	7	0	1 817 879	5 216 077	4	125 800	5 341 877	93 902	3	0	93 902	7 127 858	14	125 800	1	7 253 658	15

Annexes I to X of Directive 2004/17/EC (special sectors)

- I Production, transmission and distribution of gas and heat
- II Production, transmission and distribution of electricity
- III Production, transmission and distribution of drinking water
- IV Railway services
- V Urban transport (railway, tramway, trolleybus and bus)

- VI Postal services
- VII Exploration for and extraction of oil and natural gas
- VIII Exploration of and extraction of coal and other solid fuels
- IX Maritime and inland ports or other terminal facilities
- X Airport installations

Explanatory notes

National currency: SKK (in thousand, excluding VAT, current prices)

The value (SKK) does not include the value of contracts concluded on the basis of a framework agreement, partial contract, design contest and concession



Tenderers established abroad successful in 2007

Special sectors

Special sectors by countries, object of contract, contracts and groups: EU, OECD and RoW

Member State: Slovakia

National currency: SKK

Object of contract	Supplies		Services		Building works		Above the limit		Below the limit		Supplies, services and building works total				
	Value	Procedure	Value	Procedure	Value	Procedure	Value	Procedure	Value	Procedure	Value	Z	RD	Total	
Specific unit	(000) Sk	No.	(000) Sk	No.	(000) Sk	No.	(000) Sk	No.	(000) Sk	No.	(000) Sk	No.	No.	No.	(%)
A	1	2	3	4	5	6	7	8	9	10	11	12	13	14	15
Czech Republic	592 181	4	0	0	3 373 533	3	3 965 714	7	125 800	1	4 091 514	7	1	8	53,2
Germany	10 070	1	0	0	0	0	10 070	1	0	0	10 070	1	0	1	6,7
Poland	0	0	48 837	1	0	0	48 837	1	0	0	48 837	1	0	1	6,7
Portugal	0	0	0	0	1 842 544	1	1 842 544	1	0	0	1 842 544	1	0	1	6,7
Austria	0	0	34 041	1	0	0	34 041	1	0	0	34 041	1	0	1	6,7
Italy	1 188 404	1	11 024	1	0	0	1 199 428	2	0	0	1 199 428	2	0	2	13,3
United Kingdom	27 224	1	0	0	0	0	27 224	1	0	0	27 224	1	0	1	6,7
EU 25	1 817 879	7	93 902	3	5 216 077	4	7 127 858	14	125 800	1	7 253 658	14	1	15	100,0
OECD	1 817 879	7	93 902	3	5 216 077	4	7 127 858	14	125 800	1	7 253 658	14	1	15	100,0
Rest of the world	0	0	0	0	0	0	0	0	0	0	0	0	0	0	0,0
Total	1 817 879	7	93 902	3	5 216 077	4	7 127 858	14	125 800	1	7 253 658	14	1	15	100,0

Explanatory notes

National currency: SKK (in thousand, excluding VAT, current prices)

The value (SKK) does not include the value of contracts concluded on the basis of a framework agreement, partial contract, design contest and concession

Annexes I to X of Directive 2004/17/EC (special sectors)

Z - closed procedures excl. FA

FA - framework agreement