

## Information on Comprehensive Statistical Evaluation of Public Procurement in the Slovak Republic in 2008

In addition to methodology, training, audit and review activities, the Office for Public Procurement (hereinafter the Office) as the Slovak central state authority in public procurement prepares EU statistics on public procurement and provides information on contracts concluded on the basis of public procurement.

The Slovak Republic as a Member State of the European Union is obliged to submit the European Commission a statistical report on contracts awarded in the preceding calendar year under the European Community's Directives on Public Procurement which have been implemented into national law by *the Act No. 25/2006 Coll. on public procurement and on the modification and amendment of certain acts, as amended* (hereinafter the Act).

The Office evaluated the public procurement on the basis of two series of information on the contract awarding dispatched to the Office in compliance with *Commission Regulation No. 1564/2005 of 7 September 2005 establishing standard forms for the publication of notices in the framework of public procurement procedures pursuant to Directives 2004/17/EC and 2004/18/EC of the European Parliament and of the Council* and in compliance with *the Decree of the Office for Public Procurement No. 35/2006 Coll. on notices used in public procurement*; this information is contained in contract award notices (hereinafter the notice) according the Act published in the national Journal of Public Procurement (hereinafter the Journal) and notices not published in the Journal (in case of non-priority services listed in *Annex No. 3 of the Act*), as well as the information concerning the award of below national threshold contracts.

At the request of a contracting authority and a contracting entity, the Office did not publish notices concerning non-priority services (*the Annex No. 3 of the Act*). The share of unpublished notices was 4,4 %, compared with the total number of evaluated notices.

The allocation of subjects to the "Classic Sector" and to the "Utilities Sectors" is also compliant with the numerical codes of the Institutional Sub-sectors of the System of National Accounts ESU 95.

The contract items – supplies, services and building works – were classified according to the Common Procurement Vocabulary (CPV) [*Commission Regulation (EC) No 2151/2003 of 16 December 2003 amending Regulation (EC) No 2195/2002 of the European Parliament and of the Council on the Common Procurement Vocabulary and Commission Regulation (EC) No 213/2008 of 28 November 2007 amending Regulation (EC) N° 2195/2002 of the European Parliament and of the Council on the Common Procurement Vocabulary (CPV) and Directives 2004/17/EC and 2004/18/EC of the European Parliament and of the Council on public procurement procedures, as regards the revision of the CPV*].

This document brings information on above and below threshold public procurement contracts and data on contracts awarded by procedures below national thresholds. The document does not bring information on **small-value contracts**, i.e. procurement of supplies and services of estimated contract value less than SKK 1 mil. and building works of estimated contract value less than SKK 4 mil.

Values indicated in this document include values of all contracts except values of subcontracts concluded on the basis of framework contracts and framework agreements, which are evaluated and indicated separately. All contract values are indicated in SKK excluding VAT. Selected values are indicated in EUR excluding VAT, calculated with exchange rate 1 EUR = 30,1260 SKK. Certain data are compared with corresponding values of the calendar year 2007.

The information on the comprehensive statistical evaluation of public procurement process in 2008 is submitted by the Office to the Government of the Slovak Republic on the basis of the permanent task *C.2. of the Resolution of the Government of the Slovak Republic No. 228 of 7 March 2001*. It is structured into 4 parts:

1. Evaluation of public procurement results;
2. Contracting authority (“Classic Sector”) – evaluation of public procurement;
3. Contracting entity (“Utilities Sectors”) – evaluation of public procurement;
4. Economic operators in public procurement.

**1. Evaluation of public procurement results:** comprises a comprehensive evaluation of public procurement and includes summary overviews and data of contracting authorities and contracting entities obliged to apply public procurement rules and procedures.

**2. Contracting authority (“Classic Sector”) – public procurement evaluation:** this selection is divided into “Central State Administration” and “Local Governments” according to the Commission’s requirements compliant with *the Directive of the European Parliament and the Council 2004/18/EC*.

This part also includes data of “Other Subjects” which consists of two groups of persons. The first group are “Other Persons” who are not contracting authorities pursuant to the Act but are provided by more than 50 % of funds for supplies, services or building works by a contracting authority, e.g., drawings from EU funds or based on other provided subsidies. In the second group are „Subjects“ who apply public procurement procedures on a voluntary basis.

#### Central State Administration

- Ministry or any other state authority including its units, i.e. the Slovak Republic represented by its authorities; by state agencies – pursuant to *the Article 6 (1) a) of the Act*;
- Body governed by public law – pursuant to *the Article 6 (1) d) of the Act*.

#### Local Government

- Regional or Local authority, i.e. Municipality and Higher Territorial Unit – pursuant to *the Article 6 (1) b) and the Article 6 (1) c) of the Act*;
- Body governed by public law – pursuant to *the Article 6 (1) d) of the Act*;
- Association of legal persons – pursuant to *the Article 6 (1) e) of the Act*;

#### Other Subject

- A person not being a contracting authority and to whom a contracting authority provided more than 50 % of funds – pursuant to *the Article 7 of the Act*;
- A person applying the Act on a voluntary basis.

**3. Contracting entity (“Utilities Sectors”) – public procurement evaluation:** includes an evaluation of entities operating in the water, energy, transport and postal services sectors, in accordance with annexes of *the Directive of the European Parliament and of the Council 2004/17/EC* defining the areas of activities being subject to public procurement:

- I Production, transmission and distribution of gas and heat.
- II Production, transmission and distribution of electricity.
- III Production, transmission and distribution of drinking water.
- IV Rail services.

- V Urban transport (railway, tramway, trolleybus and bus).
- VI Postal services.
- VII Exploration for and extraction of oil and natural gas.
- VIII Exploration for and extraction of coal and other solid fuels.
- IX Maritime and inland ports or terminal facilities.
- X Airport installations.

**4. Economic operators in public procurement:** evaluation of economic operators successful in public procurement.

### 1. Evaluation of public procurement results

The information on the comprehensive statistical evaluation of public procurement process in 2008 has been prepared on the basis of data contained in notices.

In total, 6 278 notices were processed (of which: 15 notices applied to design contests), which is a slight increase in comparison with 2007, when 6 052 notices were processed.

In 2008, there were 4 890 contract award notices (including 2 801 notices on below national threshold contracts), 351 notices on cancellation of public procurement procedure and 1 037 notices on subcontracts concluded according a valid framework agreement. As indicated by the number of notices delivered, there has been an increase in the number of notices by 226 (3,7 %).

Above mentioned amounts of notices were submitted by 1 718 contracting authorities, contracting entities and other subjects, what is an increase by 481 active subjects in comparison with 2007. An overview of active subjects in 2008, in comparison with 2007 is specified in the Table No. 1.

Table No. 1

Year	2007		2008	
	Active Subjects			
Subject	Amount	Share (%)	Amount	Share (%)
Slovak Republic represented by its authorities	256	20,7	230	13,4
Body governed by public law	125	10,1	170	9,9
<b>Central State Administration</b>	<b>381</b>	<b>30,8</b>	<b>400</b>	<b>23,3</b>
Municipality and Higher territorial unit	565	45,7	833	48,5
Body governed by public law	70	5,7	71	4,1
Association of legal persons	24	1,9	20	1,2
<b>Local Governments</b>	<b>659</b>	<b>53,3</b>	<b>924</b>	<b>53,8</b>
<b>Contracting authority</b> (Classic Sector)	<b>1040</b>	<b>84,1</b>	<b>1324</b>	<b>77,1</b>
<b>Contracting entity</b> (Utilities Sectors)	<b>43</b>	<b>3,5</b>	<b>48</b>	<b>2,8</b>
<b>Total</b>	<b>1083</b>	<b>87,6</b>	<b>1372</b>	<b>79,9</b>
Contracting authority providing subsidies	154	12,4	344	20,0
Applying the Act on a voluntary basis	0	0,0	2	0,1
<b>Other Subjects</b>	<b>154</b>	<b>12,4</b>	<b>346</b>	<b>20,1</b>
<b>Total</b>	<b>1237</b>	<b>100,0</b>	<b>1718</b>	<b>100,0</b>

For a summary of public procurement data on contracting authorities (Classic Sector), contracting entities (Utilities Sectors) and other subjects in 2008 see Annexes 1 to 11.

In 2008, 6 263 notices were published in total including notices on subcontracts concluded on the basis of framework agreements (this number does not include 15 notices on design contests). Totally, 4 876 public procurement procedures were completed (this number does not include 14 design contests) of which, 4 508 contracts were concluded under the Commercial Code and

Civil Code and framework agreements were concluded in cases of 368 completed procedures. 1 037 notices were dispatched on subcontracts, which were concluded on the basis of a framework agreement (see Table No. 6).

In 2008, contracting authorities, contracting entities and other subjects concluded contracts of the value of SKK 137 599 mil./ EUR 4 567,4500 mil., what is by 85,5 % more than in the preceding year (see Table No. 2; Annexes No. 5 and 7).

Table No. 2

Year	2007		2008		
	Value SKK (mil.)	Share (%)	Value SKK (mil.)	Value €(mil.)	Share (%)
Slovak Republic represented by its authorities	22 577	30,4	26 541	880,9998	19,3
State agency/Office	33	0,1	15	0,4979	0,0
Body governed by public law	10 477	14,1	34 031	1 129,6223	24,7
<b>Central State Administration</b>	<b>33 087</b>	<b>44,6</b>	<b>60 587</b>	<b>2 011,1200</b>	<b>44,0</b>
Municipality and Higher territorial unit	11 390	15,4	23 555	781,8828	17,1
Regional or local agency/office	16	0,1	0	0,0000	0,0
Body governed by public law	1 136	1,5	1 972	65,4584	1,4
Association of legal persons	306	0,4	118	3,9168	0,1
<b>Local Governments</b>	<b>12 848</b>	<b>17,4</b>	<b>25 645</b>	<b>851,2580</b>	<b>18,6</b>
<b>Contracting authority (Classic Sector)</b>	<b>45 935</b>	<b>62,0</b>	<b>86 232</b>	<b>2 862,3780</b>	<b>62,6</b>
<b>Contracting entity (Utilities Sector)</b>	<b>27 174</b>	<b>36,6</b>	<b>47 685</b>	<b>1 582,8520</b>	<b>34,7</b>
<b>Total</b>	<b>73 109</b>	<b>98,6</b>	<b>133 917</b>	<b>4 445,2300</b>	<b>97,3</b>
Contracting authority providing subsidies	1 066	1,4	3 294	109,3408	2,4
Applying the Act on a voluntary basis	0	0,0	388	12,8792	0,3
<b>Other Subjects</b>	<b>1 066</b>	<b>1,4</b>	<b>3 682</b>	<b>122,2200</b>	<b>2,7</b>
<b>Total</b>	<b>74 175</b>	<b>100,0</b>	<b>137 599</b>	<b>4 567,4500</b>	<b>100,0</b>

The overall value of above threshold contracts was SKK 107 500 mil., which was 78,2 % of the total value of contracts, while the number of 861 above threshold contracts represents only 17,7 % of the total number of contracts.

The total value of concluded below threshold contracts was lower; it was SKK 30 099 mil. (21,8 %) in 4 015 completed procedures. Below threshold contracts have been subdivided into two statistical selections; below EU thresholds and below national thresholds. The selection below national thresholds was amounting to SKK 12 632 mil. (see Table No. 3).

Table No. 3

Year	2008								
	Above threshold			Below threshold			Total		
Subject	Value SKK (mil.)	Value €(mil.)	Share (%)	Value SKK (mil.)	Value €(mil.)	Share (%)	Value SKK (mil.)	Value €(mil.)	Share (%)
Contracting authority	59 859	1 986,9548	43,5	26 373	875,4232	19,1	86 232	2 862,3780	62,6
Contracting entity	46 828	1 554,4048	34,1	857	28,4472	0,6	47 685	1 582,8520	34,7
Other Subjects	813	26,9867	0,6	2 869	95,2333	2,1	3 682	122,2200	2,7
<b>Total</b>	<b>107 500</b>	<b>3 568,3463</b>	<b>78,2</b>	<b>30 099</b>	<b>999,1037</b>	<b>21,8</b>	<b>137 599</b>	<b>4 567,4500</b>	<b>100,0</b>

Approximately every fifth procedure published was cancelled. 350 published public procurement procedures were cancelled (this number does not include 1 design contests). The most frequent reason for the cancellation of procedures was a change in the circumstances under which contract awarding was set up, namely in 57 % of cases.

Evaluated by the contract item and the number of completed procedures, services were the most procured item (1 774 completed procedures - 36,4 % of the value of SKK 39 348 mil.), thereof priority services in Category No. 1 – 16 (*Annex No. 2 of the Act*), in 1 108 completed procedures of the value of SKK 27 278 mil. and then non-priority services in Category No. 17 – 27 (*Annex No. 3 of the Act*) in 666 completed procedures of the contract value SKK 12 070 mil. Evaluated by the contract value, the most procured item were building works, in 1 429 completed procedures (29,3 %) of the value of SKK 68 385 mil. Supplies were procured in 1 673 completed procedures (34,3 %) of the value of SKK 29 866 mil. (see Annexes No. 6 and 7).

Evaluated by the contract item and the number of completed procedures, the above threshold contracts were mostly awarded for services, in 480 completed procedures of the value of SKK 35 825 mil., followed by supplies, in 324 procedures of the value of SKK 26 294 mil. and by building works, in 57 procedures of the value of SKK 45 381 mil. (see Table No. 4).

Table No. 4

Year	2008					
	Contracts	Contract item	Value			Procedures
SKK (mil.)			€(mil.)	Share (%)	Amount	Share (%)
<b>Above threshold</b>	Supplies	26 294	872,8009	19,1	324	6,6
	Services	35 825	1 189,1721	26,0	480	9,9
	Building works	45 381	1 506,3732	33,0	57	1,2
	<b>Total</b>	<b>107 500</b>	<b>3 568,3462</b>	<b>78,1</b>	<b>861</b>	<b>17,7</b>
<b>Below threshold</b>	Supplies	3 572	118,5687	2,6	1349	27,7
	Services	3 523	116,9422	2,6	1294	26,5
	Building works	23 004	763,5929	16,7	1372	28,1
	<b>Total</b>	<b>30 099</b>	<b>999,1038</b>	<b>21,9</b>	<b>4015</b>	<b>82,3</b>
<b>Total</b>	Supplies	29 866	991,3696	21,7	1673	34,3
	Services	39 348	1 306,1143	28,6	1774	36,4
	Thereof:					
	Priority services in categories 1 – 16	27 278	905,4637	19,8	1108	22,7
	Non-priority services in categories 17 – 27	12 070	400,6506	8,8	666	13,7
	Building works	68 385	2 269,9661	49,7	1429	29,3
<b>Total</b>	<b>137 599</b>	<b>4 567,4500</b>	<b>100,0</b>	<b>4876</b>	<b>100,0</b>	

Transparent public procurement procedures (an open procedure, a restricted procedure, a negotiated procedure with a publication, a competitive dialogue) were applied in a 76,8 % share of the total number of completed public procurement procedures and in a share of 88,3 % of the total value of public procurement.

Evaluated by the contract item and the number of completed procedures, in an open procedure, supplies were the most purchased item, in 552 completed procedures (48,7 %) of the value of SKK 21 736 mil. (28,4 %). Evaluated by the contract value, building works were the most procured item, in 307 completed procedures (27,1 %) of the value of SKK 38 757 mil (50,6 %). Services were procured in 274 completed procedures (24,2 %) of the value of SKK 16 083 mil. (21,0 %).

By the number of completed procedures, an open procedure was the most applied procedure in the below threshold procurement, namely in 756 procedures (66,7 %) and in the above threshold procurement, it was used in 377 completed procedures (33,3 %).

Contracting authorities (Classic Sector) used an open procedure in 1 069 completed procedures (94,4 %) of the contract value of SKK 52 495 mil. and contracting entities (Utilities Sectors) in 56 completed procedures (4,9 %) of the value of SKK 23 945 mil.

Evaluated by the contract item, the number of completed procedures and the value, in a restricted procedure, the most procured item were building works, in 78 completed procedures (56,9 %) of

the value of SKK 6 928 mil (60,6 %). The least procured item were supplies, in 24 completed procedures (17,5 %) of the value of SKK 1 183 mil. (10,3 %).

Evaluated by the number of completed procedures, a restricted procedure was the most often used method in the below threshold procurement, in 92 procedures (67,2 %) and in the above threshold procurement, in 45 completed procedures (32,8 %).

Contracting authorities applied a restricted procedure in 124 completed procedures (90,5 %) of the contract value of SKK 9 061 mil. and contracting entities in 10 completed procedures (7,3 %) of the value of SKK 2 349 mil.

Evaluated by the contract item, the number of completed procedures and the contract value, in a negotiated procedure with a publication, building works were the most often purchased item, in 29 completed procedures (56,9 %) of the contract value of SKK 11 691 mil. (90,5 %). Services were the least purchased item, in 6 completed procedures (11,8 %) of the value of SKK 318 mil. (2,5 %).

Evaluated by the number of completed procedures, a negotiated procedure with a publication was the most often applied method in the above threshold proceedings, namely in 43 procedures (84,3 %) and in the below threshold procurement, in 8 completed procedures (15,7 %).

Contracting entities applied a negotiated procedure with a publication in 46 completed procedures (90,2 %) of the value of SKK 12 839 mil. and contracting authorities in 5 completed procedures (9,8 %) of the value of SKK 78 mil.

Contracts of the value of SKK 13 423 mil. were concluded according a negotiated procedure without a publication, which is a share of 11,7 % of the total value of public procurement, in comparison with 18,4 % in the year 2007. Technical reasons, artistic reasons or reasons resulting from exclusive rights of certain supplier were the most often applied reasons of application of a negotiated procedure without a publication in an acquisition of the item of public procurement, namely in 258 completed procedures (64,3 %) of the value of SKK 8 563 mil. (63,8 %). Thereof contracting authorities applied these reasons in 214 completed procedures (82,9 %) of the value of SKK 4 397 mil. (51,3 %) and contracting entities in 43 completed procedures (16,6 %) of the value of SKK 3 778 mil. (44,1 %).

The obligation of contracting authorities and contracting entities imposed by the Act to notify the Office of the commencement of a negotiated procedure without a publication immediately after a dispatch of an invitation to negotiate, but not later than 14 days prior to the contract conclusion, had a positive impact on the decrease of use this noncompetitive method so frequently used in the past; namely by 9,5 % less than in 2006 and 1,4 % less than in 2007 (see Tables No. 5 and 6, Annexes No. 8 and 9).

On the basis of a framework agreement, 1 037 subcontracts were concluded of the value of SKK 9 373 mil.

With regard to projects financed by the EU funds, 1 172 public procurement procedures were completed and 98 procedures cancelled. Their financial share on total public procurement was 27,2 %, which represents the value of SKK 37 479 mil. That is a significant increase of SKK 19 116 mil. (51,0 %) of contract values financed by EU funds in comparison with the year 2007. The total value of contracts financed by EU funds in the year 2006 was SKK 32 689 mil. Contracts were concluded with tenderers from abroad in 61 completed procedures of the value of SKK 2 283 mil.

Other subjects purchasing according financial sources provided by contracting authorities concluded 448 contracts, which from 413 contracts of the contract value of SKK 3 487 mil/€ 115,7472 mil. were financed by EU funds (see Annex No. 10).

Table No. 5

Year	2008								
	Contract item	Open procedure		Restricted procedure		Negotiated procedure with a publication		Negotiated procedure without a publication without subcontracts	
		Value SKK (mil.)	Procedure Amount	Value SKK (mil.)	Procedure Amount	Value SKK (mil.)	Procedure Amount	Value SKK (mil.)	Procedure Amount
<b>Above threshold</b>	Supplies	20 425	233	1 149	16	898	14	3 822	61
	Services	15 375	121	3 265	24	318	6	7 084	161
	Building works	29 388	23	3 729	5	11 064	23	1 199	6
	<b>Total</b>	<b>65 188</b>	<b>377</b>	<b>8 143</b>	<b>45</b>	<b>12 280</b>	<b>43</b>	<b>12 105</b>	<b>228</b>
<b>Below threshold</b>	Supplies	1 311	319	34	8	10	2	278	67
	Services	708	153	65	11	0	0	330	82
	Building works	9 369	284	3 199	73	627	6	710	24
	<b>Total</b>	<b>11 388</b>	<b>756</b>	<b>3 298</b>	<b>92</b>	<b>637</b>	<b>8</b>	<b>1 318</b>	<b>173</b>
<b>Total</b>	Supplies	21 736	552	1 183	24	908	16	4 100	128
	Services	16 083	274	3 330	35	318	6	7 413	243
	Building works	38 757	307	6 928	78	11 691	29	1 910	30
	<b>Total</b>	<b>76 576</b>	<b>1133</b>	<b>11 441</b>	<b>137</b>	<b>12 917</b>	<b>51</b>	<b>13 423</b>	<b>401</b>

In 181 completed procedures, contracts were concluded with tenderers established abroad of a total value of SKK 7 579 mil., which was a 5,5 % share of the total value of contracts resulting from public procurement. The most successful tenderers were established in the Czech Republic, namely in 128 procedures of the contract value of SKK 4 636 mil. They were followed by tenderers from Germany who succeeded in 19 procedures and concluded contracts of the value of SKK 1 407 mil. and tenderers from Austria, who succeeded in 9 procedures with concluded contracts of the value of SKK 87 mil.

Procedures were completed with tenderers from EU Member States in a share of 92,7 % of the total number of procedures completed with tenderers established abroad (see Annex No. 11).

Table No. 6

Year	2008							In comparison with 2007			
	Value			Procedures		Cancel.	Total	Value		Procedures	
	SKK (mil.)	€(mil.)	Share (%)	Amount	Share (%)	Amount	Amount	SKK (mil.)	Share (%)	Amount	Share (%)
Open procedure	76 576	2 541,8575	66,9	1133	65,8	280	1413	46 003	16,1	178	-1
Restricted procedure	11 441	379,7716	10,1	137	7,9	59	196	5 358	-0,1	43	1,3
Negotiated procedure with a publication	12 917	428,7659	11,3	51	3,0	5	56	1 987	-6,8	24	1,1
Negotiated procedure without a publication without SC*	13 423	445,5620	11,7	401	23,2	5	406	2 343	-6,7	50	-1,4
Competitive dialogue	9	0,2987	0,0	1	0,1	1	2	-1 511	-2,5	-1	0,0
<b>Total</b>	<b>114 366</b>	<b>3 796,2557</b>	<b>100,0</b>	<b>1723</b>	<b>100,0</b>	<b>350</b>	<b>2073</b>	<b>54 180</b>	-	<b>294</b>	-
Below national threshold contracts	12 632	419,3056	-	2801	-	0	2801	5 466	-	948	-
Non-priority services (only BNTP**)	10 601	351,8887	-	352	-	0	352	3 779	-	151	-
<b>Total</b>	<b>137 599</b>	<b>4 567,4500</b>	-	<b>4876</b>	-	<b>350</b>	<b>5226</b>	<b>63 425</b>	-	<b>1393</b>	-
SC*	9 373	311,1266	-	1037	-	0	1037	2 486	-	-	-
Competitive dialogue	0,7	0,0232	-	14	-	1	15	0,694	-	9	-
Concession	0	0	-	0	-	0	0	-121	-	-1	-

Notes: \* SC – subcontracts concluded according a framework agreement

\*\* BNTP –below national thresholds procedures

## 2. Contracting authority (Classic Sector) – evaluation of public procurement results

A detailed evaluation of public service is available for contracting authorities, subdivided into “Central State Administration” and “Local Governments”.

For the data of contracting authorities, see Annexes 12 to 18. For the data of “Other Subjects”, see Annexes 12 to 17.

The number of 4 224 completed procedures carried out by contracting authorities represent as much as 86,6 % of the total number of procedures completed in 2008. Out of that, framework agreements resulted from 296 procedures. 322 public procurement procedures were cancelled (see Table No. 7).

Table No. 7

Year	2008					
	Contract item	Value			Procedures	
		SKK (mil.)	€(mil.)	Share (%)	Amount	Share (%)
<b>Above threshold</b>	Supplies	18 028	598,4200	20,9	252	6,0
	Services	17 597	584,1134	20,4	382	9,1
	Building works	24 234	804,4214	28,1	24	0,5
	<b>Total</b>	<b>59 859</b>	<b>1 986,9548</b>	<b>69,4</b>	<b>658</b>	<b>15,6</b>
<b>Below threshold</b>	Supplies	2 797	92,8434	3,3	1150	27,2
	Services	3 136	104,0961	3,6	1162	27,5
	Building works	20 440	678,4837	23,7	1254	29,7
	<b>Total</b>	<b>26 373</b>	<b>875,4232</b>	<b>30,6</b>	<b>3566</b>	<b>84,4</b>
<b>Total</b>	Supplies	20 825	691,2634	24,2	1402	33,2
	Services	20 733	688,2095	24,0	1545	36,6
	Building works	44 674	1 482,9051	51,8	1278	30,2
	<b>Total</b>	<b>86 232</b>	<b>2 862,3780</b>	<b>100,0</b>	<b>4224</b>	<b>100,0</b>

Contracting authorities concluded contracts of the value of SKK 86 232 mil., which is 62,6 % of the total value of contracts awarded by public procurement.

The value of the above threshold procurement of SKK 59 859 mil. makes a share of 43,5 % of the total value of the public procurement under evaluation and 69,4 % of the value of contracts resulting from the public procurement in the Classic Sector.

The contract value of the below threshold procurement including contracts below national threshold of SKK 26 373 mil. makes a share of 19,2 % of the total value of contracts of the public procurement under evaluation and a 30,6 % share of the total value of contracts resulting from the public procurement in the Classic Sector. The below threshold procurement with 3 566 completed procedures makes a share of 84,4 % of procedures completed in the Classic Sector.

The above threshold procurement was mostly applied by contracting authorities, in 658 completed procedures (76,5 %). The above threshold procurement represents only 15,6 % of the total number of procedures completed by the Classic Sector.

In the above threshold procurement, services were the most frequently procured item, in 382 procedures of the value SKK 17 597 mil., followed by supplies, in 252 procedures of the value of SKK 18 028 mil and for at least building works, in 24 procedures of the value of SKK 24 234 mil.

Evaluated by the number of completed procedures, services were the most often purchased item, in 1 545 completed procedures (36,6 %) and evaluated by the contract value, building works were the most purchased item, of the contract value SKK 44 674 mil. (51,8 %).

In an open procedure, evaluated by the contract item and the number of completed procedures, supplies were the most purchased item, in 522 completed procedures (48,8 %) of the contract value of SKK 17 555 mil. (33,4 %). Evaluated by the contract value, building works were the most purchased item, in the 301 completed procedures (28,2 %) of the total value SKK 29 984 mil. (57,1 %).

Evaluated by the number of completed procedures, an open procedure was the most often used method in the below threshold procurement, namely in 755 procedures (70,6 %) and it was used in above threshold procurement in 314 completed procedures (29,4 %).

In a restricted procedure, evaluated by the contract item, building works were the most purchased item, in 77 completed procedures (62,1 %) of the total value of SKK 6 028 mil. (66,5 %). Supplies were the least purchased item, in 16 completed procedures (12,9 %) of the value of SKK 671 mil. (7,4 %).

Evaluated by the number of completed procedures, a restricted procedure was the most often used method in the below threshold procurement, in 92 procedures (74,2 %) and it was used in the above threshold procurement in 32 completed procedures (25,8 %).

In a negotiated procedure with a publication, evaluated by the contract item, the number of completed procedures and the value, supplies were the most purchased item, in 4 completed procedures (80,0 %) of the value of SKK 51 mil. (65,4 %). Building works were the least purchased item, in 1 completed procedure (20,0 %) of the value of SKK 27 mil. (34,6 %).

Evaluated by the number of completed procedures, a negotiated procedure with a publication was the most often used method in the below threshold procurement, in 3 procedures (60,0 %) and it was used in the above threshold procurement in 2 completed procedures (40,0 %).

In a negotiated procedure without a publication, evaluated by the contract item, the number of completed procedures and the value, services were the most purchased item, in 210 completed procedures (61,4 %) of the value of SKK 4 894 mil. (63,0 %). Building works were the least purchased item, in 27 completed procedures (7,9 %) of the value of SKK 1 500 mil. (19,3 %).

Evaluated by the number of completed procedures, a negotiated procedure without a publication was mostly used method in the below threshold procurement, in 173 procedures (50,6 %) and it was used in above threshold procurement in 169 completed procedures (49,4 %).

Contracting authorities concluded contracts with tenderers established abroad in 107 completed procedures of the total value of SKK 3 034 mil. Contracts were concluded with tenderers from the Czech Republic in 78 procedures of the total value of SKK 2 497 mil. They were followed by tenderers from Germany, who concluded contracts in 8 procedures of the total value of SKK 393 mil. (see Annexes No. 17 and 18).

## **2.1. Central State Administration**

The central state administration is represented in the public procurement by statistic samples of contracting authorities indicated as “Slovak Republic represented by its authorities”, “State agencies” and “Bodies governed by public law”. The central state administration data are contained in Annexes 12 to 16 and their summary follows in the Table No. 8 below.

Table No. 8

Year	2008					
	Contracts	Contract item	Value			Procedures
SKK (mil.)			€(mil. )	Share (%)	Amount	Share (%)
Above threshold	Supplies	17 382	576,9767	28,7	224	9,8
	Services	13 879	460,6984	22,9	332	14,6
	Building works	21 417	710,9142	35,4	15	0,7
	<b>Total</b>	<b>52 678</b>	<b>1 748,5893</b>	<b>87,0</b>	<b>571</b>	<b>25,1</b>
Below threshold	Supplies	1 766	58,6205	2,9	705	30,9
	Services	2 143	71,1346	3,5	747	32,8
	Building works	4 000	132,7756	6,6	255	11,2
	<b>Total</b>	<b>7 909</b>	<b>262,5307</b>	<b>13,0</b>	<b>1707</b>	<b>74,9</b>
Total	Supplies	19 148	635,5972	31,6	929	40,7
	Services	16 022	531,8330	26,4	1079	47,4
	Building works	25 417	843,6898	42,0	270	11,9
	<b>Total</b>	<b>60 587</b>	<b>2 011,1200</b>	<b>100,0</b>	<b>2278</b>	<b>100,0</b>

### 2.1.1 Slovak Republic represented by its authorities and state agencies

The Slovak Republic represented by its authorities and state agencies purchased contract items of value of SKK 26 556 mil. in public procurement, which was a 19,3 % share of the public procurement in total and a 30,8 % share of the Classic Sector procurement.

The above threshold procurement resulted in concluding contracts of the value of SKK 24 085 mil. (90,7 %) and the below threshold procurement resulted by contracts of the value of SKK 2 471 mil. (9,3 %).

The Slovak Republic represented by its authorities and state agencies took a 24,9 % share in the number of procedures completed by the Classic Sector and concluded contracts according 1 052 completed procedures. Service contracts were concluded in 612 procedures (58,2 %), supplies contracts in 356 procedures (33,8 %) and building works contracts in 84 procedures (8,0 %). 91 published public procurement procedures were cancelled.

Evaluated by the contract value, services ranked first with the value of SKK 12 023 mil. (45,3 %), followed by supplies of the value of SKK 11 307 mil. (42,6 %) and building works of the value of SKK 3 226 mil. (12,1 %).

The share of the above threshold procurement is represented by 363 completed procedures (34,5 %), of which services ranked first with 238 procedures of the contract value of SKK 11 139 mil., followed by supplies with 122 procedures of the value of SKK 10 813 mil. and building works with 3 procedures of the value of SKK 2 134 mil.

An open procedure was the most frequently applied method, in 218 completed procedures (20,7 %) of the value of SKK 12 334 mil. In an open procedure, evaluated by the contract item, the number of completed procedures and also the contract value, supplies were the most procured item, in 140 completed procedures (64,2 %) of the contract value of SKK 10 187 mil. By the number of completed procedures and the contract value, building works were the least applied item, in 17 completed procedures (7,8 %), of the contract value of SKK 588 mil. Services were purchased in 61 completed procedures (28,0 %) of the contract value of SKK 1 559 mil.

Evaluated by the number of completed procedures, an open procedure was the most frequently used method in the above threshold procurement, in 132 procedures (60,6 %) and it was used in the below threshold procurement in 86 completed procedures (39,4 %).

A negotiated procedure without a publication was used in 183 completed procedures (17,4 %). The most frequent reason used for applying the negotiated procedure without a publication was

the following: “for technical reasons, artistic reasons or for reasons resulting from exclusive rights, the supplies, building works or services may only be provided by a specific supplier [hereinafter *Article 58 (1) b) of the Act*]”, namely in 133 procedures.

In the year 2008, the Slovak Republic represented by its authorities and state agencies concluded contracts in 26 completed procedures with tenderers established abroad of the value of SKK 504 mil., which is a share of 16,6 % of the total contract value concluded by contracting authorities with tenderers established abroad.

The above threshold procurement represented a 90,5 % share of completed procedures of the contract value of SKK 456 mil., by which mostly services were purchased. Contracts were most frequently concluded with tenderers from the Czech Republic, in 16 completed procedures of the value of SKK 217 mil. (see Annexes No. 17 and 18).

### **2.1.2 Bodies governed by public law**

Bodies governed by public law falling under the state administration concluded contracts of the value of SKK 34 031 mil., which is a 24,7 % share of the total public procurement and a 39,5 % share of the contract awarding by the Classic Sector.

The above threshold procurement resulted in concluded contracts of the value of SKK 28 593 mil. (84,0 %); the below threshold procurement in contracts of the value of SKK 5 438 mil. (16,0 %).

Bodies governed by public law completed 1 226 procedures (29,0 %) out of the total number of procedures in the Classic Sector; the highest number of procedures is represented by 573 supplies contracts (46,7 %), followed by 467 services contracts (38,1 %) and 186 building works contracts (15,2 %). 64 published contract award procedures were cancelled.

The overall value of contracts concluded by bodies governed by public law was the highest for building works contracts of the value of SKK 22 191 mil. (65,2 %), followed by the supplies contracts of the value of SKK 7 842 mil. (23,0 %) and services contracts of the value of SKK 3 998 mil. (11,8 %).

In the above threshold procurement, 208 procedures (17,0 %) were completed, of which 102 supplies contracts ranked first of the value of SKK 6 569 mil., followed by 94 services contracts of the value of SKK 2 740 mil. and 12 building works contracts of the value of SKK 19 284 mil.

An open procedure was the most frequently applied method, in 391 completed procedures (31,9 %) of the value of SKK 28 061 mil. In an open procedure, evaluated by the contract item and the number of procedures, the most purchased items were supplies, in 230 completed procedures (58,8 %) of the value of SKK 6 243 mil. Evaluated by the value of contract, the most purchased item were building works, of the value of SKK 20 109 mil. in 45 completed procedures (11,5 %). Services were purchased according 116 completed procedures (29,7 %) of the contract value of SKK 1 708 mil.

Evaluated by the number of completed procedures, an open procedure was the most frequently used in the below threshold procurement, in 264 completed procedures (67,5 %) and in above threshold procurement in 127 completed procedures (32,5 %).

A negotiated procedure without a publication was used in 105 completed procedures (8,6 %). The most frequently used reason of application was that pursuant to *the Article 58 (1) b) of the Act*, namely in 62 procedures.

Bodies governed by public law concluded contracts with tenderers established abroad in 62 completed procedures of the value of SKK 2 135 mil., which was 70,4 % of the total contract value concluded by Classic Sector with tenderers established abroad. Out of that, the above

threshold procurement was represented by 13 completed procedures of the value of SKK 1 908 mil., with the highest share of 9 procedures for supplies of the value of SKK 281 mil., followed by 3 procedures for services of the value of SKK 67 mil. and by 1 procedure for building works of the value 1 560 mil.

## 2.2. Local Governments

The second category of contracting authorities evaluated within the Classic Sector is local governments divided into: municipality and higher territorial unit, body governed by public law and association of legal persons.

This is an important category of contracting authorities with an effect on the public procurement results with concluded contracts of the total value of SKK 25 645 mil., which is a 18,6 % share on the total public procurement and a 29,7 % share on the public procurement in the Classic Sector (Table No. 9). For detailed data concerning local governments, see Annexes No. 12 to 17.

Table No. 9

Year	2008					
	Contract item	Value			Procedures	
		SKK (mil.)	€(mil.)	Share (%)	Amount	Share (%)
<b>Above threshold</b>	Supplies	646	21,4433	2,5	28	1,4
	Services	3 719	123,4482	14,5	50	2,6
	Building works	2 816	93,4741	11,0	9	0,5
	<b>Total</b>	<b>7 181</b>	<b>238,3656</b>	<b>28,0</b>	<b>87</b>	<b>4,5</b>
<b>Below threshold</b>	Supplies	1 030	34,1897	4,0	445	22,9
	Services	994	32,9948	3,9	415	21,3
	Building works	16 440	545,7080	64,1	999	51,3
	<b>Total</b>	<b>18 464</b>	<b>612,8925</b>	<b>72,0</b>	<b>1859</b>	<b>95,5</b>
<b>Total</b>	Supplies	1 676	55,6330	6,5	473	24,3
	Services	4 713	156,4430	18,4	465	23,9
	Building works	19 256	639,1821	75,1	1008	51,8
	<b>Total</b>	<b>25 645</b>	<b>851,2581</b>	<b>100,0</b>	<b>1946</b>	<b>100,0</b>

### 2.2.1 Municipality and Higher Territorial Unit

Municipalities and higher territorial units took a 17,1 % share in the total public procurement and a 27,3 % share in the public procurement of the Classic Sector with the total contract value of SKK 23 554 mil.

The above threshold procurement resulted in contracts of the value of SKK 6 293 mil. (26,7 %) and below threshold procurement in contracts of the value of SKK 17 261 mil. (73,3 %).

Like the central state administration, the municipalities and higher territorial units procured building works mostly, of the contract value of SKK 17 795 mil., which is 69,4 % of the value of public procurement by local governments.

Municipalities and higher territorial units concluded contracts in 1 694 completed procedures (87,1 %). The 155 published public procurement procedures were cancelled.

In the above threshold procurement, contracts were concluded in 78 completed procedures, of which 48 services contracts amounted to SKK 3 675 mil., 23 supplies contracts to SKK 552 mil. and 7 building works contracts to SKK 2 065 mil.

Similarly to the central state administration, municipalities and higher territorial units applied an open procedure most frequently, in 406 completed procedures (24,0 %) of the value of SKK 11 219 mil. In an open procedure, evaluated by the contract item, the number of completed procedures and the contract value, building works were the most purchased contract item, in 233

completed procedures (57,4 %) of the value of SKK 8 689 mil. Evaluated by the number of completed procedures, services were the least purchased item, in 66 completed procedures (16,2 %) of the contract value of SKK 1 665 mil. Supplies were purchased in 107 completed procedures (26,4 %) of the contract value of SKK 865 mil.

Evaluated by the number of completed procedures, an open procedure was the most frequently applied in the below threshold procurement, in 358 procedures (88,2 %) and in the above threshold procurement in 48 completed procedures (11,8 %).

A negotiated procedure without a publication was used in 47 completed procedures (2,8 %). Analogous to the central state authorities, municipalities and higher territorial units applied most often the reason pursuant to *the Article 58 (1) b) of the Act*, namely in 18 procedures.

Municipalities and higher territorial units concluded contracts with tenderers established abroad in 18 procedures of the value of SKK 391 mil., which is 12,9 % of the total value of contracts concluded by Classic Sector. Services were the most purchased item, namely of the value of SKK 178 mil.

### **2.2.2 Body governed by public law**

The second selection sample of local governments under evaluation is made by bodies governed by public law, which concluded contracts of the total value of SKK 1 972 mil. in 2008. This is a 1,4 % share of the total public procurement and a 2,3 % share of the Classic Sector public procurement.

The above threshold procurement stands for the contract value of SKK 876 mil. (44,4 %) and the below threshold procurement the contract value of SKK 1 096 mil. (55,6 %).

Bodies governed by public law concluded contracts with the largest share of value for building works, namely SKK 1 443 mil. (73,2 %). Supplies were purchased of the total value of SKK 352 mil. (17,8 %) and services of the value of SKK 177 mil. (9,0 %). Contracts were concluded in 217 completed procedures (11,2%) while 9 published public procurement procedures were cancelled.

8 above threshold procedures resulted in contracts: 5 supplies contracts (SKK 93 mil.), 1 service contract (SKK 32 mil.) and 2 building works contracts (SKK 751 mil.).

Similarly to the central state administration, bodies governed by public law used most frequently an open procedure, in 47 completed procedures (21,7 %) of the value of SKK 842 mil. In an open procedure, evaluated by the contract item and by the number of completed procedures, supplies were the most purchased contract item, in 39 completed procedures (82,9 %) of the contract value of SKK 234 mil. Services were purchased for at least, in 2 completed procedures (4,3 %) of the contract value of SKK 11 mil. Building works were purchased in 6 completed procedures (12,8 %) of the value of SKK 597 mil.

Evaluated by the number of completed procedures, an open procedure was the most applied method in the below threshold procurement, in 41 completed procedures (87,2 %). It was used in the above threshold procurement in 6 completed procedures (12,8 %).

A negotiated procedure without a publication was the second most frequently used method, in 6 completed procedures (2,8 %).

Contracts were concluded with tenderers established abroad in 1 below threshold procedure of the contract value of SKK 4 mil.

### 2.2.3 Association of legal persons

The third selection sample of local governments under evaluation is the association of legal persons, which completed 35 procedures of the total contract value of SKK 118 mil in 2008. This is a 0,5 % share on the total public procurement of the local governments and a 0,1 % share on the public procurement of the Classic Sector. 3 published contract award procedures were cancelled.

1 service contract was concluded according the above threshold procedure of the contract value of SKK 12,0 mil. (10,2 %) and in the below threshold procurement, 34 procedures were completed of the value of SKK 106 mil. (89,8 %).

This selection sample of contracting authorities concluded contracts whit maximum share of supplies, of the value of SKK 54 mil. (45,8 %), followed by services of the value of SKK 46 mil. (39,0 %) and by building works of the value of SKK 18 mil. (15,2 %).

### 3. Contracting entity (Utilities) – evaluation of public procurement results

Separately evaluated selection sample are contracting entities, who concluded contracts of the total value of SKK 47 685 mil., which is a 34,7 % share on the total public procurement in 2008. For the data of contracting entities, see Annexes No. 19 to 22.

By the contract item, the most contracts were awarded for services, in 98 completed procedures, of the contract value of SKK 18 064 mil., which was a 37,9 % share on the total value of the Utilities public procurement.

Of that, the value of contracts for priority services in categories 1 to 16 (*Annex No. 2 of the Act*) amounted to SKK 14 692 mil. (81,3 %). Non-priority services contracts in categories 17 to 27 (*Annex No. 3 of the Act*) amounted to SKK 3 372 mil. (18,7 %).

Supplies contracts resulting from 59 completed procedures reached the value of SKK 7 667 mil. (16,1 %) and building works contracts reached the value of SKK 21 954 mil. (46,0 %) in 47 completed procedures (see Table No. 10).

Table No. 10

Year	2008					
	Contract item	Value			Procedures	
		SKK (mil.)	€(mil.)	Share (%)	Amount	Share (%)
<b>Above threshold contracts</b>	Supplies	7 665	254,4314	16,1	58	28,4
	Services	18 016	598,0216	37,8	85	41,6
	Building works	21 148	701,9850	44,3	33	16,2
	<b>Total</b>	<b>46 829</b>	<b>1 554,4380</b>	<b>98,2</b>	<b>176</b>	<b>86,2</b>
<b>Non obligatory notices Article 1 (2) t) of the Act</b>	Supplies	2	0,0664	0,0	1	0,5
	Services	48	1,5933	0,1	13	6,4
	Building works	806	26,7543	1,7	14	6,9
	<b>Total</b>	<b>856</b>	<b>28,4140</b>	<b>1,8</b>	<b>28</b>	<b>13,8</b>
<b>Total</b>	Supplies	7 667	254,4978	16,1	59	28,9
	Services	18 064	599,6149	37,9	98	48,0
	Building works	21 954	728,7393	46,0	47	23,1
	<b>Total</b>	<b>47 685</b>	<b>1 582,8520</b>	<b>100,0</b>	<b>204</b>	<b>100,0</b>

The above threshold procurement amounts to 176 completed procedures (86,2 %) of the contract value of SKK 46 829 mil. (98,2 %), of which: 58 procedures for the award of supplies contracts (SKK 7 668 mil.), 85 procedures for the award of services contracts (SKK 18 016 mil.), of which priority services in categories 1 to 16 (*Annex No. 2 of the Act*) were of the value of SKK 14 645 mil. and non-priority services in categories 17 to 27 (*Annex No. 3 of the Act*) of the value

of SKK 3 371 mil.; and 33 procedures for the award of building works contracts (SKK 21 148 mil.).

On a voluntary basis, contracting entities submitted to the Office notices pursuant to *the Article 1 (2) t) of the Act* which price excluding VAT was less than by the Act stipulated financial limits for above threshold procurement (see Table No. 10).

Out of the total number of procedures completed in 2008, 204 procedures were conducted by Utilities (4,2 %). 23 published public procurement procedures were cancelled.

Contracting entities preferred an open procedure, in 56 completed procedures (27,5 %) of the contract value of SKK 23 945 mil. In an open procedure, evaluated by the contract item, the number of completed procedures and the contract value, services were the most purchased contract item, in 27 procedures (48,2 %) of the contract value of SKK 11 099 mil. Building works were the least purchased item, in 6 completed procedures (10,7 %) of the value of SKK 8 773 mil. Supplies were purchased in 23 completed procedures (41,1 %) of the contract value of SKK 4 073 mil.

A negotiated procedure without a publication was used in 54 completed procedures (26,5 %). The reason most frequently used for applying the negotiated procedure without a publication was the following: “for technical reasons, artistic reasons or for reasons resulting from exclusive rights, the supplies, building works or services may only be provided by a specific supplier/contractor/provider [hereinafter *Article 88 (1) c) of the Act*]”, in 43 procedures (see Annex No. 20).

In 2008, contracting entities completed 28 procedures which led to the conclusion of contracts with tenderers established abroad of the value of SKK 3 953 mil., which is a share of 8,3 % of the total contract value concluded by the Utilities Sectors.

Of that, the value of the above threshold procurement was SKK 3 950 mil. (99,9 %) and services were purchased mostly, of the value of SKK 1 986 mil. and supplies of the value of SKK 1 964 mil. The most successful tenderers were those from the Czech Republic with whom contracts were concluded of the value of SKK 2 004 mil. (see Annexes No. 21 and 22).

#### **4. Economic operators in public procurement**

The Office also evaluated the tenderers – economic operators which succeeded in the public procurement process and concluded contracts with contracting authorities, contracting entities and other subjects. The economic operators were evaluated from various viewpoints: by the business size, type of ownership, legal form, volume of production and settlement of the company. For processing, the statistical classification of subjects was used pursuant to the Statistical Register of Organizations.

By the type of ownership and the value of public procurement contracts, the private sector represents as much as 83,9 % of the value of contracts concluded in public procurement, the public sector 5,1 % and the company ownership (including business entities established abroad) remained unidentified in 11,0 %.

By the business size, i.e. the number of employees and the value of public procurement contracts, large enterprises (250 employees and over) represent 41,5 %, medium enterprises (50 to 249 employees) represent 28,0 %, small enterprises (0 to 49 employees) represent 27,8 % and enterprises established abroad and other unidentified subjects represent 2,7 %.

By their legal form, legal persons were awarded 93,8 % of the value of public procurement contracts, natural persons 3,7 % and foreign bodies and unidentified subjects 2,5 %.

By the regions of the Slovak Republic, the Bratislava region was awarded 46,0 % of the value of public procurement contracts, West Slovakia 19,8 %, Central Slovakia 18,1 % and East Slovakia 13,8 %. The Slovak Republic was awarded 97,7 % and the outland 2,3 % of the value of the concluded contracts.

## Summary

In 2008, contracting authorities, contracting entities and other subjects concluded contracts of the value of SKK 137 599 mil./ EUR 4 567,4500 mil., which is by 85,5 % more in comparison with the year 2007. The increase of value of contracts in public procurement was influenced by more inputs.

One of main inputs was the higher number of active contracting authorities, contracting entities and other subjects, who applied the above and the below threshold procurement, their amount has risen in comparison with 2007 by 481 subjects. Another influencing input was the drawing of resources from EU funds, where a significant growth of contract value was noticed, an increase of SKK 19 116 mil./ EUR 634,5350 mil. in comparison with the year 2007.

Transparent methods of public procurement (an open procedure, a restricted procedure, a negotiated procedure with a publication, a competitive dialogue) were used in 76,8 % of total number of completed public procurement procedures and in a 88,3 % share of financial volume of total public procurement. An open procedure was the most frequently used method (65,8 %).

From the viewpoint of application of particular public procurement methods, the Act contributed to a decrease of application of a non-competitive method - a negotiated procedure without a publication, namely from 24,6 % to 23,2 %, while reasons according *the Article 58 (1) b)* and *the Article 88 (1) c) of the Act* were applied in 64,3 % of the total number of negotiated procedures without a publication. This method was used mainly by upgrading of IT systems in connection with the SKK to EUR changeover.

There were completed 4 876 procedures totally, which lead to the conclusion of contracts of the value of SKK 137 599 mil./ EUR 4 567,4500 mil. In the above threshold public procurement, 861 procedures were completed (17,7 %) of the total contract value of SKK 107 500 mil./ EUR 3 568,3462 mil. (78,1 %). In the below threshold public procurement, 4 015 procedures were completed (82,3 %) of the total contract value of SKK 30 099 mil./ EUR 999,1038 mil. (21,9 %).

Contracting authorities (Classic Sector) were involved in the public procurement with 4 224 completed procedures (86,6 %) of the contract value of SKK 86 232 mil./ EUR 2 862,3780 mil. (62,7 %). Their above threshold procurement with 658 completed procedures (15,6 %) resulted in contracts of the value of SKK 59 859 mil./ EUR 1 986,9548 mil. (69,4 %). Their below threshold procurement with 3 566 completed procedures (84,4 %) resulted in contracts of the contract value of SKK 26 373 mil./ EUR 875,4232 mil. (30,6 %).

Contracting entities (Utilities Sectors) were involved in the public procurement with 204 completed procedures (4,2 %) of the contract value of SKK 47 685 mil./ EUR 1 582,8520 mil. (34,7 %). In these sectors, the above threshold procurement with 176 completed procedures (86,2 %) represents the contract value of SKK 46 829 mil./ EUR 1 554,4380 mil. (98,2 %) and 28 published completed procedures (13,8 %) pursuant to *the Article 1 (2) t) of the Act* of the contract value of SKK 856 mil./ EUR 28,4140 mil. (1,8 %).

Other subjects concluded contracts of the contract value of SKK 3 682 mil./ EUR 122,2200 mil. in 448 completed procedures (9,2 %). The above threshold procurement was applied in 27 procedures (6,0 %) of the contract value of SKK 813 mil./ EUR 26,9867 mil. and below threshold procurement in 421 procedures (94,0 %) of the value of SKK 2 869 mil./ EUR 95,2334 mil.

In contracts covered by EU funds, 1 172 public procurement procedures were completed of the contract value of SKK 37 479 mil./ EUR 1 244,0748 mil. and 98 published public procurement procedures were cancelled.

Tenderers established abroad succeeded in 181 public procurement procedures, which is a share of 3,7 % of the total number of completed procedures of the contract value of SKK 7 579 mil./ EUR 251,5767 mil.

Out of that, contracting authorities (Classic Sector) concluded contracts with tenderers established abroad in 107 procedures of the value of SKK 3 034 mil./ EUR 100,7103 mil., contracting entities (Utilities Sectors) in 28 procedures with the value of SKK 3 953 mil./ EUR 131,2156 mil. and other subjects in 46 procedures of the value of SKK 592 mil./ EUR 19,6508 mil.

Tenderers established abroad succeeded in 59 above threshold procedures and concluded contracts of the value of SKK 6 901 mil./ EUR 229,0712 mil., of which the Classic Sector concluded contracts in 27 procedures of the value of SKK 2 526 mil./ EUR 83,8478 mil.

The share of small and medium enterprises successful in the public procurement process who concluded contracts with contracting authorities, contracting entities and other subjects was 55,8 % of the total contract value and the share of large enterprises was 41,5 % of the total contract value of public procurement.

The quality of notices is supported by their on-line submission, which amounted 3 653 notices in the year 2008, which was 36,52 % of the total number of notices from 271 active contracting authorities, contracting entities and other subjects. The share of on-line notices is expected to increase in the future on the ground of an efficiency of *the Article 23 (1) of the Act* since the 1 July 2009.

The positive effect of the Act includes its contribution to a more favourable share of the transparent methods compared to those non-competitive ones, by tightening conditions for using the negotiated procedure without a publication.

## **List of Annexes**

### **1. Classic Sector, Utilities Sectors and Other Subjects**

- Annex No. 1** Number and value of public procurement procedures, evaluated by subject, contract and contract item – TOTAL
- Annex No. 2** Number and value of public procurement procedures, evaluated by subject, contract and contract item – SUPPLIES
- Annex No. 3** Number and value of public procurement procedures, evaluated by subject, contract and contract item –SERVICES
- Annex No. 4** Number and value of public procurement procedures, evaluated by subject, contract and contract item –BUILDING WORKS
- Annex No. 5** Diagrams:  
By subjects and number of procedures  
By subjects and value of contract
- Annex No. 6** Diagrams:  
By contract item and number of procedures  
By subjects, contract item and number of procedures
- Annex No. 7** Diagrams:  
By contract item and value of contract  
By subjects, contract item and value of contract
- Annex No. 8** Number and value of public procurement procedures by subject and type of procedure
- Annex No. 9** Diagram:  
By subjects and number of procedures
- Annex No. 10** Number and value of public procurement procedures by contract item and drawings from EU funds

### **Tenderers established abroad successful in 2008**

- Annex No. 11** Tenderers established abroad in 2007 and 2008 by alignment in: EU, OECD and RoW

### **2. Classic Sector and Other Subjects**

- Annex No. 12** Number and value of public procurement procedures by subject, contract and contract item – TOTAL
- Annex No. 13** Number and value of public procurement procedures by subject, contract and contract item – SUPPLIES
- Annex No. 14** Number and value of public procurement procedures by subject, contract and contract item – SERVICES
- Annex No. 15** Number and value of public procurement procedures by subject, contract and contract item – BUILDING WORKS
- Annex No. 16** Negotiated procedure without a publication (NPwoP) by reasons of its application and subject

### **Tenderers established abroad successful in 2008**

**Annex No. 17** Number and value of public procurement procedures by subject, contract and contract item – TOTAL

**Annex No. 18** Classic Sector by country, contract item, contract and alignment in: EU, OECD and RoW

### **3. Utilities**

**Annex No. 19** Number and value of public procurement procedures by contracts and contract item

**Annex No. 20** Negotiated procedure without a publication (NPwoP) by reasons of its application and persons

### **Tenderers established abroad successful in 2008**

**Annex No. 21** Number and value of public procurement procedures by contract and contract item

**Annex No. 22** Utilities by country, contract item, contract and alignment in: EU, OECD and RoW



Statistical evaluation of the public procurement in 2008  
 Classic Sector, Utilities Sectors and Other Subjects  
 Number and value of public procurement procedures by subject, contract and contract item - T O T A L

Annex No. 1

The Member State: Slovakia

National Currency: SKK

Contracts	Above threshold									Below threshold									Supplies, services and building works - T O T A L									
	Value		CC	FA	Total		SC	Canc.	Abr.	Value		CC	FA	Total		SC	Canc.	Abr.	Value		CC	FA	DPS	Total		SC	Canc.	Abr.
Subject	(000) SKK	%	Am.	Am.	Am.	%	Am.	Am.	Am.	(000) SKK	%	Am.	Am.	Am.	%	Am.	Am.	Am.	(000) SKK	%	Am.	Am.	Am.	Am.	%	Am.	Am.	Am.
Unit	1	2	3	4	5	6	7	8	9	10	11	12	13	14	15	16	17	18	19	20	21	22	23	24	25	26	27	28
Directive 2004/18/EC (Classic Sector)																												
Central State Authorities	52.678.281	49,0	418	153	571	66,4	252	72	22	7.908.609	26,3	1.620	87	1.707	42,5	0	83	66	60.586.890	44,0	2.038	240	0	2.278	46,7	252	155	88
Local Governments	7.180.828	6,7	80	7	87	10,1	120	9	5	18.464.014	61,3	1.810	49	1.859	46,3	0	158	14	25.644.842	18,6	1.890	56	0	1.946	39,9	120	167	19
Classic Sector	59.859.109	55,7	498	160	658	76,5	372	81	27	26.372.623	87,6	3.430	136	3.566	88,8	0	241	80	86.231.732	62,6	3.928	296	0	4.224	86,6	372	322	107
Directive 2004/17/EC (Utilities Sectors)																												
Utilities	46.828.326	43,6	118	58	176	20,4	59	23	27	856.568	2,9	23	5	28	0,7	0	0	1	47.684.894	34,7	141	63	0	204	4,2	59	23	28
Total	106.687.435	99,3	616	218	834	96,9	431	104	54	27.229.191	90,5	3.453	141	3.594	89,5	0	241	81	133.916.626	97,3	4.069	359	0	4.428	90,8	431	345	135
Other subject																												
Other subject	812.959	0,7	26	1	27	3,1	2	5	3	2.869.478	9,5	413	8	421	10,5	0	0	43	3.682.437	2,7	439	9	0	448	9,2	2	5	46
Total	107.500.394	100,0	642	219	861	100,0	433	109	57	30.098.669	100,0	3.866	149	4.015	100,0	0	241	124	137.599.063	100,0	4.508	368	0	4.876	100,0	433	350	181

Notes  
 National currency: SKK (in thousand without VAT at current prices)  
 Value (SKK) does not involve value of contracts: concluded according a framework agreement, a subsequent contract, a design contest and a consession  
 CC - completed contracts without FA, DPS and SC  
 FA - a framework agreement  
 DPS - a dynamic purchasing system  
 SC - a subsequent contract  
 Canc. - number of notices on the cancelation of published procedures  
 Abr. - number of procedures, in which abroad registered tenderers succeeded  
 Other subject - subject who is neither a contracting authority nor contracting entity pursuant to the Act  
 Am. - an amount



Statistical evaluation of the public procurement in 2008  
Classic Sector, Utilities Sectors and Other Subjects

Annex No. 2

Number and value of public procurement procedures, evaluated by subject, contract and contract item - S U P P L I E S

The Member State: Slovakia

National Currency: SKK

Contracts	Above threshold									Below threshold									Public supplies, services and building works - T O T A L										
	Value		CC	FA	Total		SC	Canc.	Abr.	Value		CC	FA	Total		SC	Canc.	Abr.	Value		CC	FA	DPS	Total		SC	Canc.	Abr.	
Subjects	Unit	(000) SKK	%	Am.	Am.	Am.	%	Am.	Am.	(000) SKK	%	Am.	Am.	Am.	%	Am.	Am.	Am.	(000) SKK	%	Am.	Am.	Am.	Am.	%	Am.	Am.	Am.	
A	1	2	3	4	5	6	7	8	9	10	11	12	13	14	15	16	17	18	19	20	21	22	23	24	25	26	27	28	
<b>Directive 2004/18/EC (Classic Sector)</b>																													
Central State Authorities		17.382.438	66,1	128	96	224	69,1	99	33	11	1.766.194	49,4	649	56	705	52,2	0	42	30	19.148.632	64,1	777	152	0	929	55,5	99	75	41
Local Governments		645.551	2,5	26	2	28	8,6	88	4	0	1.030.507	28,9	419	26	445	33,0	0	26	3	1.676.058	5,6	445	28	0	473	28,3	88	30	3
Classic Sector		18.027.989	68,6	154	98	252	77,7	187	37	11	2.796.701	78,3	1.068	82	1.150	85,2	0	68	33	20.824.690	69,7	1.222	180	0	1.402	83,8	187	105	44
<b>Directive 2004/17/EC (Utilities Sectors)</b>																													
Utilities		7.664.652	29,1	38	20	58	18,0	9	13	14	2.521	0,1	1	0	1	0,1	0	0	1	7.667.173	25,7	39	20	0	59	3,5	9	13	15
Total		25.692.641	97,7	192	118	310	95,7	196	50	25	2.799.222	78,4	1.069	82	1.151	85,3	0	68	34	28.491.863	95,4	1.261	200	0	1.461	87,3	196	118	59
<b>Other subject</b>																													
Other subject		601.577	2,3	14	0	14	4,3	1	4	2	773.199	21,6	191	7	198	14,7	0	0	41	1.374.776	4,6	205	7	0	212	12,7	1	4	43
Total		26.294.218	100,0	206	118	324	100,0	197	54	27	3.572.421	100,0	1.260	89	1.349	100,0	0	68	75	29.866.639	100,0	1.466	207	0	1.673	100,0	197	122	102

Notes

National currency: SKK (in thousand without VAT at current prices)

Value (SKK) does not involve value of contracts: concluded according a framework agreement, a subsequent contract, a design contest and a concession

CC - completed contracts without FA, DPS and SC

FA - a framework agreement

DPS - a dynamic purchasing system

SC - a subsequent contract

Canc. - number of notices on the cancelation of published procedures

Abr. - number of procedures, in which abroad registered tenderers succeeded

Other subject - subject who is neither a contracting authority nor contracting entity pursuant to the Act

Am. - an amount



Statistical evaluation of the public procurement in 2008  
Classic Sector, Utilities Sectors and Other Subjects

Annex No. 3

Number and value of public procurement procedures, evaluated by subject, contract and contract item - S E R V I C E S

The Member State: Slovakia

National Currency: SKK

Contracts	Above threshold									Below threshold									Public supplies, services and building works - T O T A L										
	Value		CC	FA	Total		SC	Canc.	Abr.	Value		CC	FA	Total		SC	Canc.	Abr.	Value		CC	FA	DPS	Total		SC	Canc.	Abr.	
Subject	Unit	(000) SKK	%	Am.	Am.	Am.	%	Am.	Am.	Am.	(000) SKK	%	Am.	Am.	Am.	%	Am.	Am.	Am.	(000) SKK	%	Am.	Am.	Am.	%	Am.	Am.	Am.	
A	1	2	3	4	5	6	7	8	9	10	11	12	13	14	15	16	17	18	19	20	21	22	23	24	25	26	27	28	
Directive 2004/18/EC (Classic Sector)																													
Central State Authorities		13.878.639	38,7	276	56	332	69,2	138	35	10	2.142.480	60,8	720	27	747	57,7	0	23	31	16.021.119	40,7	996	83	1	1.079	60,9	138	58	41
Local Governments		3.718.907	10,4	45	5	50	10,4	22	3	5	993.634	28,2	400	15	415	32,1	0	13	7	4.712.541	12,0	445	20	0	465	26,2	22	16	12
Classic Sector		17.597.546	49,1	321	61	382	79,6	160	38	15	3.136.114	89,0	1.120	42	1.162	89,8	0	36	38	20.733.660	52,7	1.441	103	1	1.544	87,1	160	74	53
Directive 2004/17/EC (Utilities Sectors)																													
Utilities		18.016.145	50,3	66	19	85	17,7	41	6	13	48.050	1,4	13	0	13	1,0	0	0	0	18.064.195	45,9	79	19	0	98	5,5	41	6	13
Total		35.613.691	99,4	387	80	467	97,3	201	44	28	3.184.164	90,4	1.133	42	1.175	90,8	0	36	38	38.797.855	98,6	1.520	122	1	1.642	92,6	201	80	66
Other subject																													
Other subject		211.383	0,6	12	1	13	2,7	1	1	1	338.912	9,6	118	1	119	9,2	0	0	2	550.295	1,4	130	2	0	132	7,4	1	1	3
Total		35.825.074	100,0	399	81	480	100,0	202	45	29	3.523.076	100,0	1.251	43	1.294	100,0	0	36	40	39.348.150	100,0	1.650	124	1	1.774	100,0	202	81	69

Notes

National currency: SKK (in thousand without VAT at current prices)

Value (SKK) does not involve value of contracts: concluded according a framework agreement, a subsequent contract, a design contest and a consession

CC - completed contracts without FA, DPS and SC

FA - a framework agreement

DPS - a dynamic purchasing system

SC - a subsequent contract

Canc. - number of notices on the cancelation of published procedures

Abr. - number of procedures, in which abroad registered tenderers succeeded

Other subject - subject who is neither a contracting authority nor contracting entity pursuant to the Act

Am. - an amount



Statistical evaluation of the public procurement in 2008  
Classic Sector, Utilities Sectors and Other Subjects

Annex No. 4

Number and value of public procurement procedures, evaluated by subject, contract and contract item - BUILDING WORKS

The Member State: Slovakia

National Currency: SKK

Contracts	Above threshold									Below threshold									Public supplies, services and building works - T O T A L									
	Value		CC	FA	Total		SC	Canc.	Abr.	Value		CC	FA	Total		SC	Canc.	Abr.	Value		CC	FA	DPS	Total		SC	Canc.	Abr.
Subject	(000) SKK	%	Am.	Am.	Am.	%	Am.	Am.	Am.	(000) SKK	%	Am.	Am.	Am.	%	Am.	Am.	Am.	(000) SKK	%	Am.	Am.	Am.	Am.	%	Am.	Am.	Am.
Unit	1	2	3	4	5	6	7	8	9	10	11	12	13	14	15	16	17	18	19	20	21	22	23	24	25	26	27	28
Directive 2004/18/EC (Classic Sector)																												
Central State Authorities	21.417.204	47,2	14	1	15	26,3	15	4	1	3.999.935	17,4	251	4	255	18,6	0	18	5	25.417.139	37,1	265	5	0	270	18,9	15	22	6
Local Governments	2.816.370	6,2	9	0	9	15,8	10	2	0	16.439.873	71,5	991	8	999	72,8	0	119	4	19.256.243	28,2	1.000	8	0	1.008	70,5	10	121	4
Classic Sector	24.233.574	53,4	23	1	24	42,1	25	6	1	20.439.808	88,9	1.242	12	1.254	91,4	0	137	9	44.673.382	65,3	1.265	13	0	1.278	89,4	25	143	10
Directive 2004/17/EC (Utilities Sectors)																												
Utilities	21.147.529	46,6	14	19	33	57,9	9	4	0	805.997	3,5	9	5	14	1,0	0	0	0	21.953.526	32,1	23	24	0	47	3,3	9	4	0
Total	45.381.103	100,0	37	20	57	100,0	34	10	1	21.245.805	92,4	1.251	17	1.268	92,4	0	137	9	66.626.908	97,4	1.288	37	0	1.325	92,7	34	147	10
Other subject																												
Other subject	0	0,0	0	0	0	0,0	0	0	0	1.757.367	7,6	104	0	104	7,6	0	0	0	1.757.367	2,6	104	0	0	104	7,3	0	0	0
Total	45.381.103	100,0	37	20	57	100,0	34	10	1	23.003.172	100,0	1.355	17	1.372	100,0	0	137	9	68.384.275	100,0	1.392	37	0	1.429	100,0	34	147	10

Notes

National currency: SKK (in thousand without VAT at current prices)

Value (SKK) does not involve value of contracts: concluded according a framework agreement, a subsequent contract, a design contest and a concession

CC - completed contracts without FA, DPS and SC

FA - a framework agreement

DPS - a dynamic purchasing system

SC - a subsequent contract

Canc. - number of notices on the cancelation of published procedures

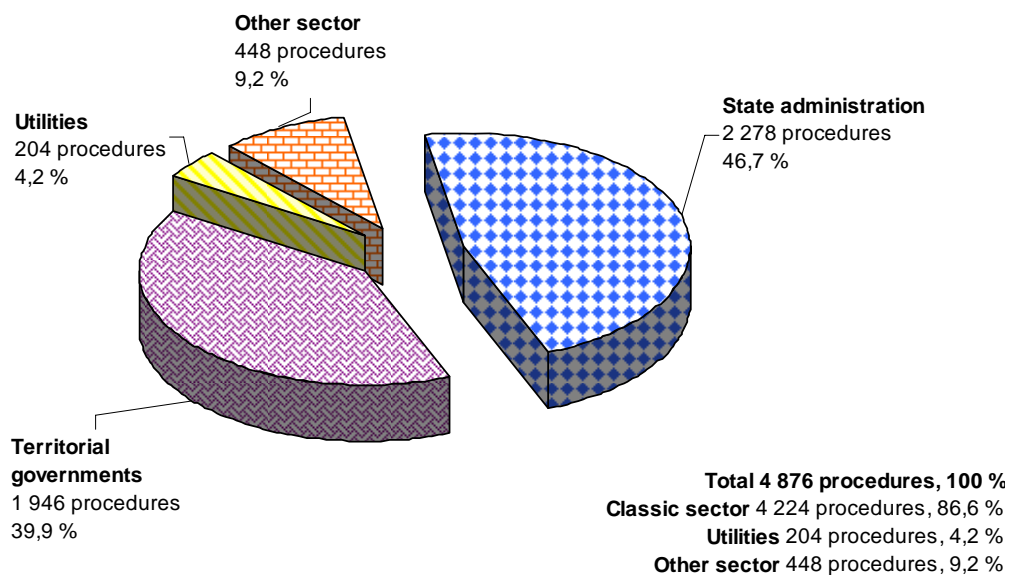
Abr. - number of procedures, in which abroad registered tenderers succeeded

Other subject - subject who is neither a contracting authority nor contracting entity pursuant to the Act

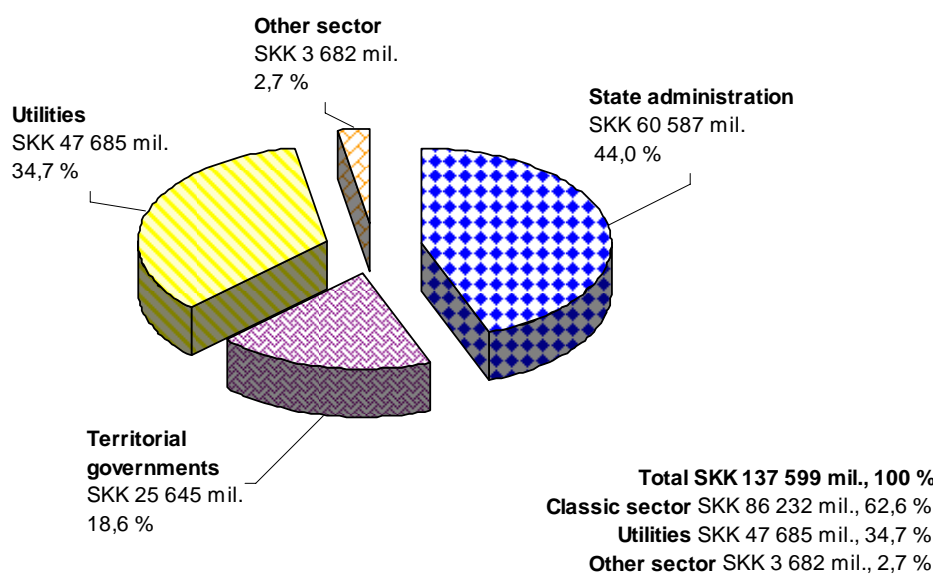
Am. - an amount

## Statistical evaluation of public procurement in 2008

### By subjects and the No. of procedures

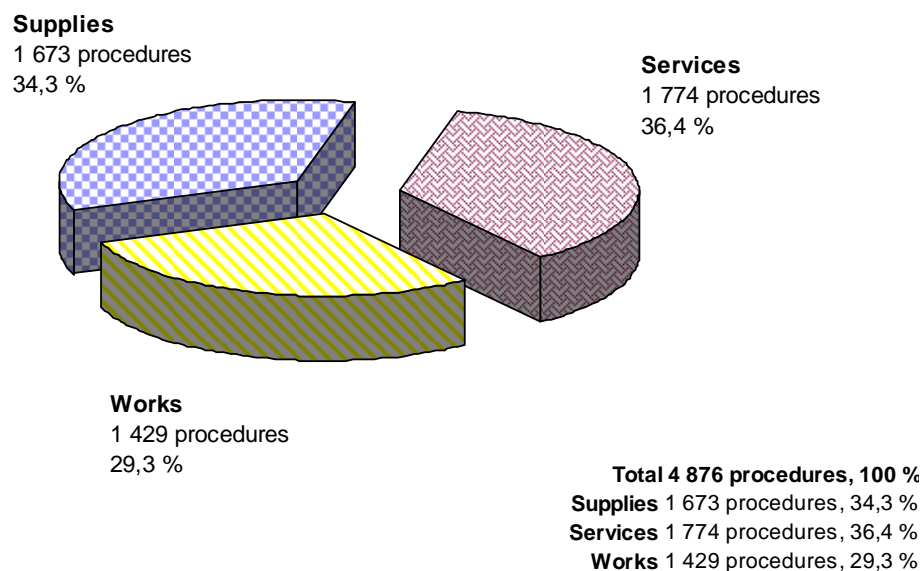


### By subjects and the contract value

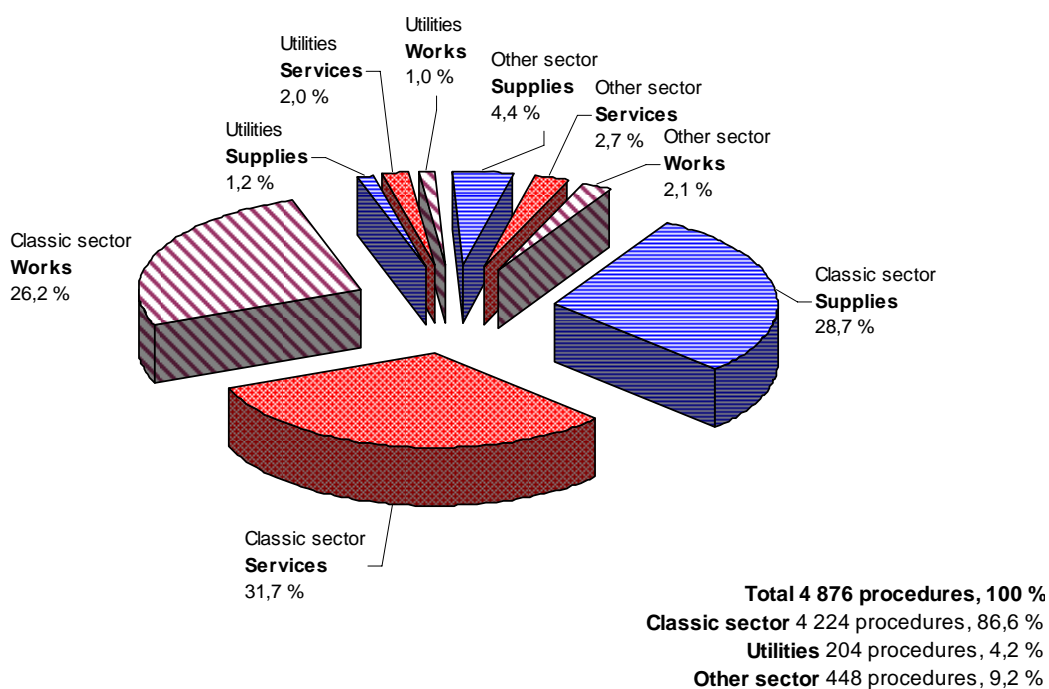


## Statistical evaluation of public procurement in 2008

### By the object of contract and the No. of procedures

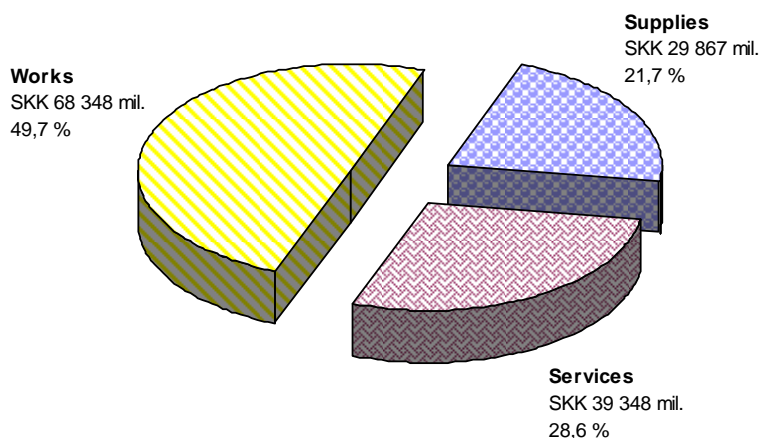


### By entities, the object of contract and the No. of procedures



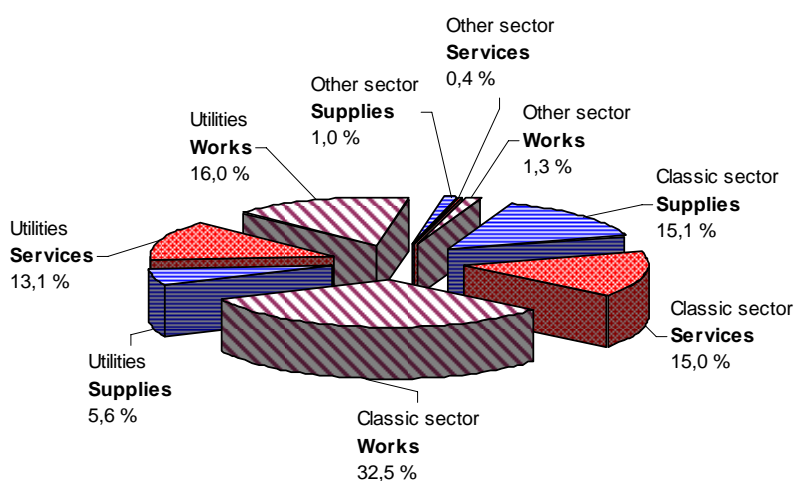
## Statistical evaluation of public procurement in 2008

### By the object and value of contract



**Total SKK 137 599 mil., 100 %**  
**Supplies SKK 29 867 mil., 21,7 %**  
**Services SKK 39 348 mil., 28,6 %**  
**Works SKK 68 384 mil., 49,7 %**

### By entities and the object and value of contract



**Total SKK 137 599 mil., 100 %**  
**Classic sector SKK 86 232 mil., 62,6 %**  
**Utilities SKK 47 685 mil., 34,7 %**  
**Other sector SKK 3 682 mil., 2,7 %**



Statistical evaluation of the public procurement in 2008  
 Classic Sector, Utilities Sectors and Other Subjects  
 Number and value of public procurement procedures, evaluated by subject and type of procedure

Annex No. 8

Member State: Slovakia

National currency: SKK

Subject	Classic Sector				Utilities Sectors				Other Subject				Total			
	Value		Procedures		Value		Procedures		Value		Procedures		Value		Procedures	
Procedures	(000) SKK	%	Am.	%	(000) SKK	%	Am.	%	(000) SKK	%	Am.	%	(000) SKK	%	Am.	%
A	1	2	3	4	5	6	7	8	9	10	11	12	13	14	15	16
Open procedure	52.494.648	45,9	1.069	62,0	23.944.900	20,9	56	3,3	136.081	0,1	8	0,5	76.575.629	66,9	1.133	65,8
Restricted procedure	9.061.146	7,9	124	7,2	2.348.740	2,1	10	0,6	31.225	0,1	3	0,1	11.441.111	10,1	137	7,9
Negotiated procedure with a publication	78.017	0,1	5	0,3	12.839.071	11,2	46	2,7	0	0,0	0	0,0	12.917.088	11,3	51	3,0
Negotiated procedure without a publication without SC	7.771.189	6,8	342	19,8	5.183.737	4,5	54	3,1	468.592	0,4	5	0,3	13.423.518	11,7	401	23,2
Competitive dialog	9.083	0,0	1	0,1	0	0,0	0	0,0	0	0,0	0	0,0	9.083	0,0	1	0,1
<b>Procedures total</b>	<b>69.414.083</b>	<b>60,7</b>	<b>1.541</b>	<b>89,4</b>	<b>44.316.448</b>	<b>38,7</b>	<b>166</b>	<b>9,7</b>	<b>635.898</b>	<b>0,6</b>	<b>16</b>	<b>0,9</b>	<b>114.366.429</b>	<b>100,0</b>	<b>1.723</b>	<b>100,0</b>
Below national thresholds contracts	9.511.910		2.358		256.568		23		2.863.488		420		12.631.966		2.801	
Non-priority services (only BNTP*)	7.305.740		325		3.111.878		15		183.052		12		10.600.670		352	
<b>Total</b>	<b>86.231.733</b>		<b>4.224</b>		<b>47.684.894</b>		<b>204</b>		<b>3.682.438</b>		<b>448</b>		<b>137.599.065</b>		<b>4.876</b>	
SC	5.605.479		870		3.766.746		165		759		2		9.372.984		1037	
Design contest	706		14		0		0		0		0		706		14	
Concessions	0		0		0		0		0		0		0		0	

Notes:

National currency: SKK (in thousand without VAT at current prices)

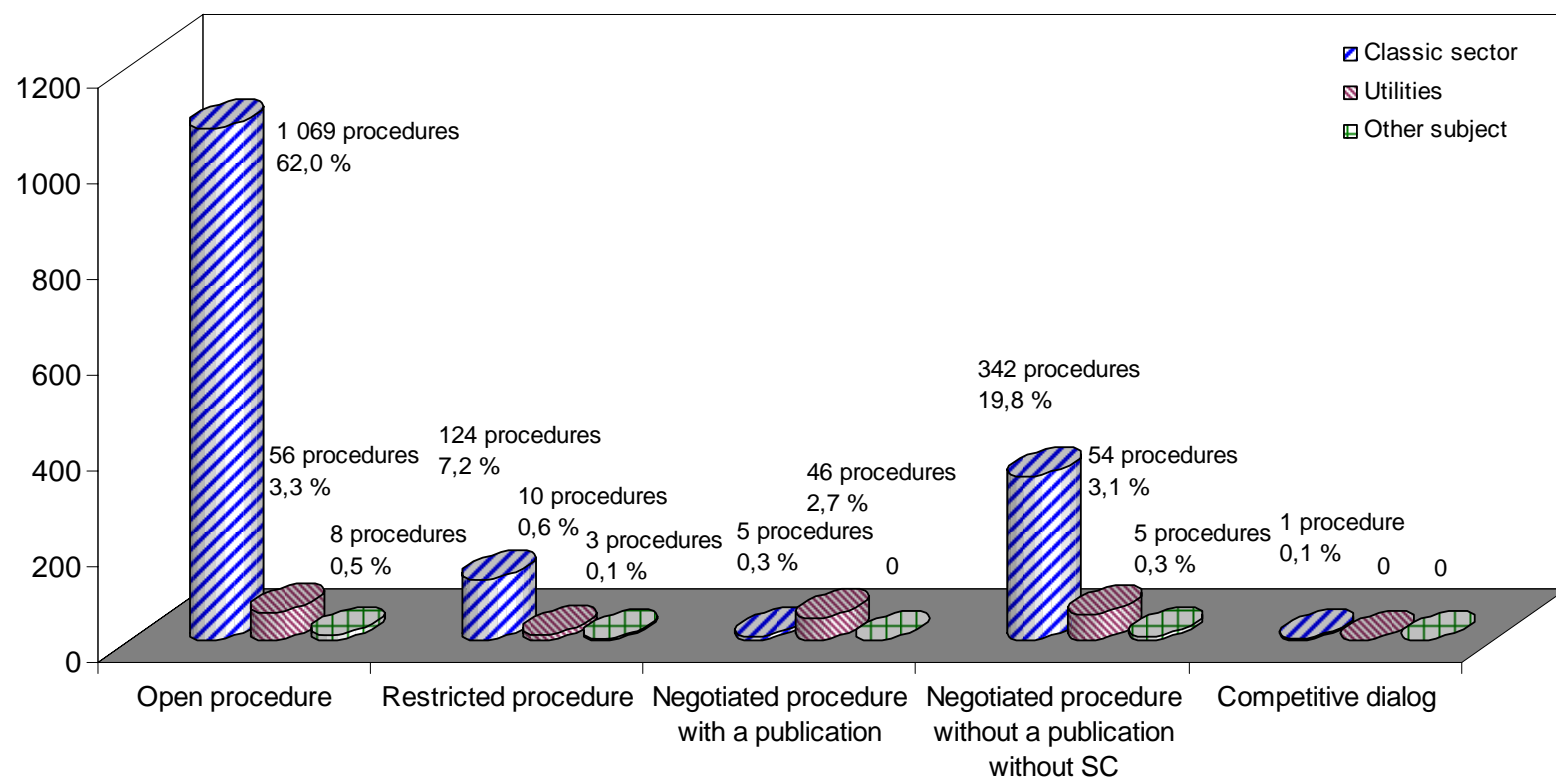
Other subject - a subject, who is neither a contracting authority, nor a contracting entity according the Act

SC - subsequent contracts concluded according a framework agreement and subsequent contracts

BNTP\* - a below national thresholds procedure

## Statistical evaluation of public procurement in 2008

### By entities and No. of procedures



**Total 1723 procedures, 100 %**  
**Classic sector 1541 procedures, 89,4 %**  
**Utilities 166 procedures, 9,7 %**  
**Other subject 16 procedures, 0,9 %**



Statistical evaluation of the public procurement in 2008  
 Classic Sector, Utilities Sectors and Other Subjects  
 Number and value of public procurement procedures by contract item and drawings from EU funds

Annex No. 10

Member State: Slovakia

National currency: SKK

Contracts	Above threshold contracts														Above and below threshold contracts														
	Supplies		Services		Building works		Total						Supplies		Services		Building works		Total										
Contract item	Value	Proc.	Value	Proc.	Value	Proc.	Value	CC	FA	Total	Canc.	Ab.	Value	Proc.	Value	Proc.	Value	Proc.	Value	CC	FA	DPS	Total	Canc.	Ab.				
Subject	(000) SKK	Am.	(000) SKK	Am.	(000) SKK	Am.	(000) SKK	v %	Am.	Am.	Am.	v %	počet	počet	(000) SKK	Am.	(000) SKK	Am.	(000) SKK	Am.	(000) SKK	v %	počet	počet	počet	počet	v %	počet	počet
Unit	1	2	3	4	5	6	7	8	9	10	11	12	13	14	15	16	17	18	19	20	21	22	23	24	25	26	27	28	29
Directive 2004/18/EC (Classic Sector)																													
Central State Authorities	211.967	8	2.727.960	71	13.833.227	6	16.773.154	61,0	80	5	85	68,8	14	6	302.115	48	3.051.470	202	14.486.109	53	17.839.694	47,6	291	12	0	303	25,9	22	13
Local Governments	13.827	1	38.066	4	995.010	3	1.046.903	3,8	8	0	8	6,4	4	0	139.357	64	280.011	116	6.590.585	253	7.009.953	18,7	416	17	0	433	36,9	66	6
Klasický sektor	225.794	9	2.766.026	75	14.828.237	9	17.820.057	64,8	88	5	93	75,2	18	6	441.472	112	3.331.481	318	21.076.694	306	24.849.647	66,3	707	29	0	736	62,8	88	19
Directive 2004/17/EC (Utilities Sectors)																													
Utilities	0	0	240.674	3	8.671.217	4	8.911.891	32,4	6	1	7	5,6	6	0	0	0	283.979	13	8.858.263	10	9.142.242	24,4	22	1	0	23	2,0	6	0
Total	225.794	9	3.006.700	78	23.499.454	13	26.731.948	97,2	94	6	100	80,8	24	6	441.472	112	3.615.460	331	29.934.957	316	33.991.889	90,7	729	30	0	759	64,8	94	19
Other Subject																													
Other subject	576.430	12	196.383	12	0	0	772.813	2,8	23	1	24	19,2	4	3	1.298.371	194	509.838	123	1.678.641	96	3.486.850	9,3	407	6	0	413	35,2	4	42
Total	802.224	21	3.203.083	90	23.499.454	13	27.504.761	100,0	117	7	124	100,0	28	9	1.739.843	306	4.125.298	454	31.613.598	412	37.478.739	100,0	1.136	36	0	1.172	100,0	98	61

Notes

National currency: SKK (in thousand without VAT at current prices)

Value (SKK) does not involve value of contracts: concluded according a framework agreement, a subsequent contract, a design contest and a consession

CC - completed contracts without FA, DPS, and SC

FA - a framework agreement

DPS - a dynamic purchasing systems

Canc. - number of notices on the cancellation of published procedures

Abr. - number of procedures, in which abroad registered tenderers succeeded

Other subject - subject who is neither a contracting authority nor contracting entity pursuant to the Act

Am. - an amount



Tenderers established abroad successful in 2008  
Classic Sector, Utilities Sectors and Other Subjects

Annex No. 11

Tenderers established abroad in 2007 and 2008 by alignment in: EU, OECD and RoW

Member State: Slovakia

National currency: SKK

Year		2007				2008						
International Alignment	Country of tenderer	Procedures		Value		Procedures		Comparison with 2007		Value		Comparison with 2007
		Amount	%	(000) SKK	%	Amount	%	Amount	%	(000) SKK	%	%
	A	1	2	3	4	5	6	7	8	9	10	11
EU (27)	Belgium	0	0,0	0	0,0	1	0,6	1	100,0	578.856	7,6	0,0
	Czech Republic	76	65,0	4.684.279	57,9	125 (3)*	69,0	49	64,5	4.635.877	61,1	99,0
	Denmark	0	0,0	0	0,0	1	0,6	1	100,0	6.058	0,1	0,0
	Finland	2	1,7	3.498	0,1	0	0,0	-2	-100,0	0	0,0	0,0
	France	2	1,7	4.547	0,1	1	0,6	-1	-50,0	20.156	0,3	443,3
	Holland	2	1,7	15.137	0,2	3	1,6	1	50,0	84.460	1,1	558,0
	Ireland	2	1,7	7.458	0,1	0	0,0	-2	-100,0	0	0,0	0,0
	Hungary	2	1,7	15.879	0,2	2	1,1	0	0,0	391.460	5,2	2.465,3
	Germany	9	7,6	41.485	0,5	19	10,5	10	111,1	1.407.067	18,5	3.391,7
	Poland	1	0,9	48.837	0,6	2	1,1	1	100,0	5.879	0,1	12,0
	Portugal	1	0,9	1.842.544	22,7	0	0,0	-1	-100,0	0	0,0	0,0
	Austria	7	6,0	152.877	1,8	9	4,9	2	28,6	87.430	1,2	57,2
	Slovenia	1	0,9	11.058	0,1	0	0,0	-1	-100,0	0	0,0	0,0
	Italy	4	3,4	1.206.933	14,9	2	1,1	-2	-50,0	50.777	0,7	4,2
	United Kingdom	3	2,5	34.060	0,4	3	1,6	0	0,0	5.067	0,1	14,9
<b>EU-27</b>		<b>112</b>	<b>95,7</b>	<b>8.068.592</b>	<b>99,6</b>	<b>168 (3)*</b>	<b>92,7</b>	<b>56</b>	<b>50,0</b>	<b>7.273.087</b>	<b>96,0</b>	<b>90,1</b>
OECD	Canada	0	0,0	0	0,0	1	0,6	1	100,0	30.000	0,4	0,0
	USA	2	1,7	3.805	0,1	6	3,3	4	200,0	30.555	0,4	803,0
	Switzerland /EFTA/	3	2,6	23.412	0,3	4	2,2	1	33,3	20.363	0,3	87,0
<b>OECD</b>		<b>117</b>	<b>100,0</b>	<b>8.095.809</b>	<b>100,0</b>	<b>179 (3)*</b>	<b>98,8</b>	<b>62</b>	<b>53,0</b>	<b>7.354.005</b>	<b>97,1</b>	<b>90,8</b>
RoW	Lichtenstein	0	0,0	0	0,0	1	0,6	1	100,0	49.400	0,6	0,0
	Russland	0	0,0	0	0,0	1	0,6	1	100,0	175.646	2,3	0,0
<b>RoW</b>		<b>0</b>	<b>0,0</b>	<b>0</b>	<b>0,0</b>	<b>2</b>	<b>1,2</b>	<b>2</b>	<b>100,0</b>	<b>225.046</b>	<b>2,9</b>	<b>0,0</b>
<b>Total</b>		<b>117</b>	<b>100,0</b>	<b>8.095.809</b>	<b>100,0</b>	<b>181 (3)*</b>	<b>100,0</b>	<b>64</b>	<b>54,7</b>	<b>7.579.051</b>	<b>100,0</b>	<b>93,6</b>

\* Entry in parentheses is the number of procedures with more successful abroad registered tenderers. It were tenderers from Czech Republic and Germany, from Czech Republic and Austria and from Czech Republic and Hungary.

Notes

National currency: SKK (in thousand without VAT at current prices)

Value (SKK) does not involve value of contracts: concluded according a framework agreement, a subsequent contract, a design contest and a consession



Statistical evaluation of the public procurement in 2008

Annex No. 12

Classic Sector and Other Subjects

Number and value of public procurement procedures by subject, contract and contract item - T O T A L

Member State: Slovakia

National currency: SKK

Contracts	Above threshold contracts							Below threshold contracts							T O T A L										
	Value		CC	FA	Total		Canc.	Value		CC	FA	Total		Canc.	Value		CC	FA	DPS	Total		SC	Canc.	Abr.	
	Unit	(000) SKK	%	Am.	Am.	Am.	%	Am.	(000) SKK	%	Am.	Am.	Am.	%	Am.	(000) SKK	%	Am.	Am.	Am.	Am.	%	Am.	Am.	Am.
A	1	2	3	4	5	6	7	8	9	10	11	12	13	14	15	16	17	18	19	20	21	22	23	24	
Annex IV of Directive 2004/18/EC																									
Ministry or other state authority, Article 6 (1) a)	24.085.481	39,7	236	127	363	53,1	52	2.455.433	8,4	651	31	682	17,1	39	26.540.914	29,5	887	158	0	1.045	22,4	133	91	26	
State agency/Office	0	0,0	0	0	0	0,0	0	14.739	0,1	7	0	7	0,2	0	14.739	0,1	7	0	0	7	0,2	0	0	0	
Body governed by public law, Art. 6 (1) d)	28.592.800	47,1	182	26	208	30,3	20	5.438.437	18,6	962	56	1.018	25,5	44	34.031.237	37,8	1.144	82	0	1.226	26,2	119	64	62	
Central State Administration	52.678.281	86,8	418	153	571	83,4	72	7.908.609	27,1	1.620	87	1.707	42,8	83	60.586.890	67,4	2.038	240	0	2.278	48,8	252	155	88	
Annex III of Directive 2004/18/EC																									
Municipality and Higher territorial unit Art. 6 (1) b) and c)	6.292.767	10,4	71	7	78	11,4	4	17.261.729	59,0	1.572	44	1.616	40,5	151	23.554.496	26,2	1.643	51	0	1.694	36,3	112	155	18	
Body governed by public law, Art. 6 (1) d)	876.220	1,4	8	0	8	1,2	3	1.095.965	3,7	208	1	209	5,2	6	1.972.185	2,2	216	1	0	217	4,6	7	9	1	
Other CA, Art. 6 (1) e)	11.840	0,1	1	0	1	0,1	2	106.320	0,4	30	4	34	0,9	1	118.160	0,1	31	4	0	35	0,7	1	3	0	
Local Governments	7.180.827	11,9	80	7	87	12,7	9	18.464.014	63,1	1.810	49	1.859	46,6	158	25.644.841	28,5	1.890	56	0	1.946	41,6	120	167	19	
Classic Sector	59.859.108	98,7	498	160	658	96,1	81	26.372.623	90,2	3.430	136	3.566	89,4	241	86.231.731	95,9	3.928	296	0	4.224	90,4	372	322	107	
Other Subject																									
Subsidy provided by CA, Article 7	425.143	0,7	25	1	26	3,8	4	2.869.478	9,8	413	8	421	10,6	0	3.294.621	3,7	438	9	0	447	9,6	2	4	45	
Subject voluntarily proceeding	387.816	0,6	1	0	1	0,1	1	0	0,0	0	0	0	0,0	0	387.816	0,4	1	0	0	1	0,0	0	1	1	
Other Subject	812.959	1,3	26	1	27	3,9	5	2.869.478	9,8	413	8	421	10,6	0	3.682.437	4,1	439	9	0	448	9,6	2	5	46	
Total	60.672.067	100,0	524	161	685	100,0	86	29.242.101	100,0	3.843	144	3.987	100,0	241	89.914.168	100,0	4.367	305	0	4.672	100,0	374	327	153	

Notes

National currency: SKK (in thousand without VAT at current prices)

Value (SKK) does not involve value of contracts: concluded according a framework agreement, a subsequent contract, a design contest and a concession

CC - completed contracts without FA, DPS and SC

FA - a framework agreement

DPS - a dynamic purchasing system

SC - a subsequent contract

Canc. - number of notices on the cancellation of published procedures

Abr. - number of procedures, in which abroad registered tenderers succeeded

Other subject - subject who is neither a contracting authority nor contracting entity pursuant to the Act

Am. - an amount

CA - Contracting Authority

Annex III - LIST OF BODIES AND CATEGORIES OF BODIES GOVERNED BY PUBLIC LAW AS REFERRED TO IN THE SECOND SUBPARAGRAPH OF ARTICLE 1(9)

Annex IV - List of CENTRAL GOVERNMENT AUTHORITIES



Statistical evaluation of the public procurement in 2008

Annex No. 13

Classic Sector and Other Subjects

Number and value of public procurement procedures by subject, contract and contract item - S U P P L I E S

Member State: Slovakia

National currency: SKK

Contracts	Above threshold contracts							Below threshold contracts							Suplies T O T A L										
	Value		CC	FA	Total		Canc.	Value		CC	FA	Total		Canc.	Value		CC	FA	DPS	Total		SC	Canc.	Abr.	
Subject	Unit	(000) SKK	%	Am.	Am.	Am.	%	Am.	(000) SKK	%	Am.	Am.	Am.	%	Am.	(000) SKK	%	Am.	Am.	Am.	%	Am.	Am.	Am.	
A		1	2	3	4	5	6	7	8	9	10	11	12	13	14	15	16	17	18	19	20	21	22	23	24
<b>Annex IV of Directive 2004/18/EC</b>																									
Ministry or other state authority, Article 6 (1) a)		10.813.021	58,0	43	79	122	45,9	24	487.655	13,7	216	15	231	17,1	16	11.300.676	51,0	259	94	0	353	21,9	32	40	8
State agency/Office		0	0,0	0	0	0	0,0	0	5.950	0,2	3	0	3	0,2	0	5.950	0,0	3	0	0	3	0,2	0	0	0
Body governed by public law, Art. 6 (1) d)		6.569.418	35,3	85	17	102	38,3	9	1.272.589	35,6	430	41	471	35,0	26	7.842.007	35,3	515	58	0	573	35,5	67	35	33
Central State Administration		17.382.439	93,3	128	96	224	84,2	33	1.766.194	49,5	649	56	705	52,3	42	19.148.633	86,3	777	152	0	929	57,6	99	75	41
<b>Annex III of Directive 2004/18/EC</b>																									
Municipality and Higher territorial unit Art. 6 (1) b) and c)		552.181	3,0	21	2	23	8,6	1	717.822	20,1	290	22	312	23,1	23	1.270.003	5,7	311	24	0	335	20,8	88	24	3
Body governed by public law, Art. 6 (1) d)		93.370	0,5	5	0	5	1,9	3	258.159	7,2	112	0	112	8,3	2	351.529	1,6	117	0	0	117	7,2	0	5	0
Other CA, Art. 6 (1) e)		0	0,0	0	0	0	0,0	0	54.525	1,5	17	4	21	1,6	1	54.525	0,2	17	4	0	21	1,3	0	1	0
Local Governments		645.551	3,5	26	2	28	10,5	4	1.030.506	28,8	419	26	445	33,0	26	1.676.057	7,5	445	28	0	473	29,3	88	30	3
Classic Sector		18.027.990	96,8	154	98	252	94,7	37	2.796.700	78,3	1.068	82	1.150	85,3	68	20.824.690	93,8	1.222	180	0	1.402	86,9	187	105	44
<b>Other Subject</b>																									
Subsidy provided by CA, Article 7		213.761	1,1	13	0	13	4,9	4	773.199	21,7	191	7	198	14,7	0	986.960	4,4	204	7	0	211	13,0	1	4	42
Subject voluntarily proceeding		387.816	2,1	1	0	1	0,4	0	0	0,0	0	0	0	0,0	0	387.816	1,8	1	0	0	1	0,1	0	0	1
Other Subject		601.577	3,2	14	0	14	5,3	4	773.199	21,7	191	7	198	14,7	0	1.374.776	6,2	205	7	0	212	13,1	1	4	43
Total		18.629.567	100,0	168	98	266	100,0	41	3.569.899	100,0	1.259	89	1.348	100,0	68	22.199.466	100,0	1.427	187	0	1.614	100,0	188	109	87

Notes

National currency: SKK (in thousand without VAT at current prices)

Value (SKK) does not involve value of contracts: concluded according a framework agreement, a subsequent contract, a design contest and a consession

CC - completed contracts without FA, DPS and SC

FA - a framework agreement

DPS - a dynamic purchasing system

SC - a subsequent contract

Canc. - number of notices on the cancellation of published procedures

Abr. - number of procedures, in which abroad registered tenderers succeeded

Other subject - subject who is neither a contracting authority nor contracting entity pursuant to the Act

Am. - an amount

CA - Contracting Authority

Annex III - LIST OF BODIES AND CATEGORIES OF BODIES GOVERNED BY PUBLIC LAW AS REFERRED TO IN THE SECOND SUBPARAGRAPH OF ARTICLE 1(9)

Annex IV - List of CENTRAL GOVERNMENT AUTHORITIES



Statistical evaluation of the public procurement in 2008

Annex No. 14

Classic Sector and Other Subjects

Number and value of public procurement procedures by subject, contract and contract item - S E R V I C E S

Member State: Slovakia

National currency: SKK

Contracts	Above threshold contracts							Below threshold contracts							Services T O T A L										
	Value		CC	FA	Total		Canc.	Value		CC	FA	Total		Canc.	Value		CC	FA	DPS	Total		SC	Canc.	Abr.	
Subject	(000) SKK	%	Am.	Am.	Am.	%	Am.	(000) SKK	%	Am.	Am.	Am.	%	Am.	(000) SKK	%	Am.	Am.	Am.	Am.	%	Am.	Am.	Am.	
Unit	1	2	3	4	5	6	7	8	9	10	11	12	13	14	15	16	17	18	19	20	21	22	23	24	
A																									
<b>Annex IV of Directive 2004/18/EC</b>																									
Ministry or other state authority, Article 6 (1) a)	11.138.942	62,5	191	47	238	60,4	25	875.282	25,2	357	13	370	28,9	9	12.014.224	56,5	548	60	0	608	36,3	99	34	17	
State agency/Office	0	0,0	0	0	0	0,0	0	8.789	0,3	4	0	4	0,3	0	8.789	0,0	4	0	0	4	0,2	0	0	0	
Body governed by public law, Art. 6 (1) d)	2.739.697	15,4	85	9	94	23,7	10	1.258.410	36,2	359	14	373	29,1	14	3.998.107	18,8	444	23	0	467	27,9	39	24	24	
<b>Central State Administration</b>	<b>13.878.639</b>	<b>77,9</b>	<b>276</b>	<b>56</b>	<b>332</b>	<b>84,1</b>	<b>35</b>	<b>2.142.481</b>	<b>61,7</b>	<b>720</b>	<b>27</b>	<b>747</b>	<b>58,3</b>	<b>23</b>	<b>16.021.120</b>	<b>75,3</b>	<b>996</b>	<b>83</b>	<b>0</b>	<b>1.079</b>	<b>64,4</b>	<b>138</b>	<b>58</b>	<b>41</b>	
<b>Annex III of Directive 2004/18/EC</b>																									
Municipality and Higher territorial unit Art. 6 (1) b) and c)	3.675.166	20,6	43	5	48	12,0	3	814.304	23,4	346	14	360	28,1	13	4.489.470	21,1	389	19	0	408	24,3	15	16	11	
Body governed by public law, Art. 6 (1) d)	31.901	0,2	1	0	1	0,3	0	145.527	4,2	43	1	44	3,4	0	177.428	0,8	44	1	0	45	2,7	6	0	1	
Other CA, Art. 6 (1) e)	11.840	0,1	1	0	1	0,3	0	33.803	0,9	11	0	11	0,9	0	45.643	0,2	12	0	0	12	0,7	1	0	0	
<b>Local Governments</b>	<b>3.718.907</b>	<b>20,9</b>	<b>45</b>	<b>5</b>	<b>50</b>	<b>12,6</b>	<b>3</b>	<b>993.634</b>	<b>28,5</b>	<b>400</b>	<b>15</b>	<b>415</b>	<b>32,4</b>	<b>13</b>	<b>4.712.541</b>	<b>22,1</b>	<b>445</b>	<b>20</b>	<b>0</b>	<b>465</b>	<b>27,7</b>	<b>22</b>	<b>16</b>	<b>12</b>	
<b>Classic Sector</b>	<b>17.597.546</b>	<b>98,8</b>	<b>321</b>	<b>61</b>	<b>382</b>	<b>96,7</b>	<b>38</b>	<b>3.136.115</b>	<b>90,2</b>	<b>1.120</b>	<b>42</b>	<b>1.162</b>	<b>90,7</b>	<b>36</b>	<b>20.733.661</b>	<b>97,4</b>	<b>1.441</b>	<b>103</b>	<b>0</b>	<b>1.544</b>	<b>92,1</b>	<b>160</b>	<b>74</b>	<b>53</b>	
<b>Other Subject</b>																									
Subsidy provided by CA, Article 7	211.383	1,2	12	1	13	3,3	0	338.912	9,8	118	1	119	9,3	0	550.295	2,6	130	2	0	132	7,9	1	0	3	
Subject voluntarily proceeding	0	0,0	0	0	0	0,0	1	0	0,0	0	0	0	0,0	0	0	0,0	0	0	0	0	0,0	0	1	0	
<b>Other Subject</b>	<b>211.383</b>	<b>1,2</b>	<b>12</b>	<b>1</b>	<b>13</b>	<b>3,3</b>	<b>1</b>	<b>338.912</b>	<b>9,8</b>	<b>118</b>	<b>1</b>	<b>119</b>	<b>9,3</b>	<b>0</b>	<b>550.295</b>	<b>2,6</b>	<b>130</b>	<b>2</b>	<b>0</b>	<b>132</b>	<b>7,9</b>	<b>1</b>	<b>1</b>	<b>3</b>	
<b>Total</b>	<b>17.808.929</b>	<b>100,0</b>	<b>333</b>	<b>62</b>	<b>395</b>	<b>100,0</b>	<b>39</b>	<b>3.475.027</b>	<b>100,0</b>	<b>1.238</b>	<b>43</b>	<b>1.281</b>	<b>100,0</b>	<b>36</b>	<b>21.283.956</b>	<b>100,0</b>	<b>1.571</b>	<b>105</b>	<b>0</b>	<b>1.676</b>	<b>100,0</b>	<b>161</b>	<b>75</b>	<b>56</b>	

Notes

National currency: SKK (in thousand without VAT at current prices)

Value (SKK) does not involve value of contracts: concluded according a framework agreement, a subsequent contract, a design contest and a concession

CC - completed contracts without FA, DPS and SC

FA - a framework agreement

DPS - a dynamic purchasing system

SC - a subsequent contract

Canc. - number of notices on the cancelation of published procedures

Abr. - number of procedures, in which abroad registered tenderers succeeded

Other subject - subject who is neither a contracting authority nor contracting entity pursuant to the Act

Am. - an amount

CA - Contracting Authority

Annex III - LIST OF BODIES AND CATEGORIES OF BODIES GOVERNED BY PUBLIC LAW AS REFERRED TO IN THE SECOND SUBPARAGRAPH OF ARTICLE 1(9)

Annex IV - List of CENTRAL GOVERNMENT AUTHORITIES



Statistical evaluation of the public procurement in 2008

Annex No. 15

Classic Sector and Other Subjects

Number and value of public procurement procedures by subject, contract and contract item - BUILDING WORKS

Member State: Slovakia

National currency: SKK

Contracts	Above threshold contracts							Below threshold contracts							TOTAL									
	Value		CC	FA	Total		Canc.	Value		CC	FA	Total		Canc.	Value		CC	FA	DPS	Total		SC	Canc.	Abr.
	(000) SKK	%	Am.	Am.	Am.	%	Am.	(000) SKK	%	Am.	Am.	Am.	%	Am.	(000) SKK	%	Am.	Am.	Am.	Am.	%	Am.	Am.	Am.
Unit	1	2	3	4	5	6	7	8	9	10	11	12	13	14	15	16	17	18	19	20	21	22	23	24
<b>Annex IV of Directive 2004/18/EC</b>																								
Ministry or other state authority, Article 6 (1) a	2.133.519	8,8	2	1	3	12,5	3	1.092.496	4,9	78	3	81	6,0	14	3.226.015	6,9	80	4	0	84	6,1	2	17	1
State agency/Office	0	0,0	0	0	0	0,0	0	0	0,0	0	0	0	0,0	0	0	0,0	0	0	0	0	0,0	0	0	0
Body governed by public law, Art. 6 (1) d	19.283.685	79,6	12	0	12	50,0	1	2.907.438	13,1	173	1	174	12,8	4	22.191.123	47,8	185	1	0	186	13,5	13	5	5
<b>Central State Administration</b>	<b>21.417.204</b>	<b>88,4</b>	<b>14</b>	<b>1</b>	<b>15</b>	<b>62,5</b>	<b>4</b>	<b>3.999.934</b>	<b>18,0</b>	<b>251</b>	<b>4</b>	<b>255</b>	<b>18,8</b>	<b>18</b>	<b>25.417.138</b>	<b>54,7</b>	<b>265</b>	<b>5</b>	<b>0</b>	<b>270</b>	<b>19,6</b>	<b>15</b>	<b>22</b>	<b>6</b>
<b>Annex III of Directive 2004/18/EC</b>																								
Municipality and Higher territorial unit Art. 6 (1) b) and c)	2.065.421	8,5	7	0	7	29,2	0	15.729.602	70,9	936	8	944	69,5	115	17.795.023	38,3	943	8	0	951	68,8	9	115	4
Body governed by public law, Art. 6 (1) d)	750.949	3,1	2	0	2	8,3	0	692.279	3,1	53	0	53	3,9	4	1.443.228	3,1	55	0	0	55	4,0	1	4	0
Other CA, Art. 6 (1) e)	0	0,0	0	0	0	0,0	2	17.992	0,1	2	0	2	0,1	0	17.992	0,1	2	0	0	2	0,1	0	2	0
<b>Local Governments</b>	<b>2.816.370</b>	<b>11,6</b>	<b>9</b>	<b>0</b>	<b>9</b>	<b>37,5</b>	<b>2</b>	<b>16.439.873</b>	<b>74,1</b>	<b>991</b>	<b>8</b>	<b>999</b>	<b>73,5</b>	<b>119</b>	<b>19.256.243</b>	<b>41,5</b>	<b>1.000</b>	<b>8</b>	<b>0</b>	<b>1.008</b>	<b>72,9</b>	<b>10</b>	<b>121</b>	<b>4</b>
<b>Classic Sector</b>	<b>24.233.574</b>	<b>100,0</b>	<b>23</b>	<b>1</b>	<b>24</b>	<b>100,0</b>	<b>6</b>	<b>20.439.807</b>	<b>92,1</b>	<b>1.242</b>	<b>12</b>	<b>1.254</b>	<b>92,3</b>	<b>137</b>	<b>44.673.381</b>	<b>96,2</b>	<b>1.265</b>	<b>13</b>	<b>0</b>	<b>1.278</b>	<b>92,5</b>	<b>25</b>	<b>143</b>	<b>10</b>
<b>Other Subject</b>																								
Subsidy provided by CA, Article 7	0	0,0	0	0	0	0,0	0	1.757.367	7,9	104	0	104	7,7	0	1.757.367	3,8	104	0	0	104	7,5	0	0	0
Subject voluntarily proceeding	0	0,0	0	0	0	0,0	0	0	0,0	0	0	0	0,0	0	0	0,0	0	0	0	0	0,0	0	0	0
<b>Other Subject</b>	<b>0</b>	<b>0,0</b>	<b>0</b>	<b>0</b>	<b>0</b>	<b>0,0</b>	<b>0</b>	<b>1.757.367</b>	<b>7,9</b>	<b>104</b>	<b>0</b>	<b>104</b>	<b>7,7</b>	<b>0</b>	<b>1.757.367</b>	<b>3,8</b>	<b>104</b>	<b>0</b>	<b>0</b>	<b>104</b>	<b>7,5</b>	<b>0</b>	<b>0</b>	<b>0</b>
<b>Total</b>	<b>24.233.574</b>	<b>100,0</b>	<b>23</b>	<b>1</b>	<b>24</b>	<b>100,0</b>	<b>6</b>	<b>22.197.174</b>	<b>100,0</b>	<b>1.346</b>	<b>12</b>	<b>1.358</b>	<b>100,0</b>	<b>137</b>	<b>46.430.748</b>	<b>100,0</b>	<b>1.369</b>	<b>13</b>	<b>0</b>	<b>1.382</b>	<b>100,0</b>	<b>25</b>	<b>143</b>	<b>10</b>

Notes

National currency: SKK (in thousand without VAT at current prices)

Value (SKK) does not involve value of contracts: concluded according a framework agreement, a subsequent contract, a design contest and a concession

CC - completed contracts without FA, DPS and SC

FA - a framework agreement

DPS - a dynamic purchasing system

SC - a subsequent contract

Canc. - number of notices on the cancellation of published procedures

Abr. - number of procedures, in which abroad registered tenderers succeeded

Other subject - subject who is neither a contracting authority nor contracting entity pursuant to the Act

Am. - an amount

CA - Contracting Authority

Annex III - LIST OF BODIES AND CATEGORIES OF BODIES GOVERNED BY PUBLIC LAW AS REFERRED TO IN THE SECOND SUBPARAGRAPH OF ARTICLE 1(9)

Annex IV - List of CENTRAL GOVERNMENT AUTHORITIES



Statistical evaluation of the public procurement in 2008

Classic Sector and Other Subjects

Negotiated Procedure without a Publication (NPwoP) by reasons of its application and by subject

Member State: Slovakia

National currency: SKK

Act No. 25/2006 Coll. Art. 58	par. (1) a)		par. (1) b)		par. (1) c)		par. (1) d)		par. (1) e)		par. (1) h)		par. (1) i)		par. (1) j)		Total without SC			
	Value (000) SKK	Proc. Am.	Value (000) SKK	Proc. Am.	Value (000) SKK	Proc. Am.	Value (000) SKK	Proc. Am.	Value (000) SKK	Proc. Am.	Value (000) SKK	Proc. Am.	Value (000) SKK	Proc. Am.	Value (000) SKK	Proc. Am.	Value (000) SKK	%	Am.	%
Unit	1	2	3	4	5	6	7	8	9	10	11	12	13	14	15	16	17	18	19	20
<b>Annex IV of Directive 2004/18/EC</b>																				
Ministry or other state authority, Article 6 (1) a)	91.625	10	3.077.463	132	316.806	7	0	0	44.308	8	525.796	6	262.561	11	176.243	8	4.494.802	54,6	182	52,4
State agency/Office	0	0	1.800	1	0	0	0	0	0	0	0	0	0	0	0	0	1.800	0,0	1	0,3
Body governed by public law, Art. 6 (1) d)	88.597	15	1.057.454	62	441.812	8	144.767	8	61.504	6	45.996	2	32.960	4	0	0	1.873.090	22,7	105	30,3
<b>Central State Administration</b>	<b>180.222</b>	<b>25</b>	<b>4.136.717</b>	<b>195</b>	<b>758.618</b>	<b>15</b>	<b>144.767</b>	<b>8</b>	<b>105.812</b>	<b>14</b>	<b>571.792</b>	<b>8</b>	<b>295.521</b>	<b>15</b>	<b>176.243</b>	<b>8</b>	<b>6.369.692</b>	<b>77,3</b>	<b>288</b>	<b>83,0</b>
<b>Annex III of Directive 2004/18/EC</b>																				
Municipality and Higher territorial unit, Article 6 (1) b) and c)	230.650	11	253.279	18	79.154	6	0	0	0	0	7.369	2	92.327	3	192.998	7	855.777	10,4	47	13,5
Body governed by public law, Art. 6 (1) d)	26.844	1	7.365	1	95.006	1	0	0	0	0	31.901	1	0	0	376.260	2	537.376	6,5	6	1,7
Other CA, Art. 6 (1) e)	0	0	0	0	0	0	0	0	8.345	1	0	0	0	0	0	0	8.345	0,1	1	0,3
<b>Local Governments</b>	<b>257.494</b>	<b>12</b>	<b>260.644</b>	<b>19</b>	<b>174.160</b>	<b>7</b>	<b>0</b>	<b>0</b>	<b>8.345</b>	<b>1</b>	<b>39.270</b>	<b>3</b>	<b>92.327</b>	<b>3</b>	<b>569.258</b>	<b>9</b>	<b>1.401.498</b>	<b>17,0</b>	<b>54</b>	<b>15,5</b>
<b>Classic Sector</b>	<b>437.716</b>	<b>37</b>	<b>4.397.361</b>	<b>214</b>	<b>932.778</b>	<b>22</b>	<b>144.767</b>	<b>8</b>	<b>114.157</b>	<b>15</b>	<b>611.062</b>	<b>11</b>	<b>387.848</b>	<b>18</b>	<b>745.501</b>	<b>17</b>	<b>7.771.190</b>	<b>94,3</b>	<b>342</b>	<b>98,5</b>
<b>Other Subject</b>																				
Subsidy provided by CA, Article 7	26.655	2	0	0	0	0	0	0	54.121	2	0	0	0	0	0	0	80.776	1,0	4	1,2
Subject voluntarily proceeding	0	0	387.816	1	0	0	0	0	0	0	0	0	0	0	0	0	387.816	4,7	1	0,3
<b>Other Subject</b>	<b>26.655</b>	<b>2</b>	<b>387.816</b>	<b>1</b>	<b>0</b>	<b>0</b>	<b>0</b>	<b>0</b>	<b>54.121</b>	<b>2</b>	<b>0</b>	<b>0</b>	<b>0</b>	<b>0</b>	<b>0</b>	<b>0</b>	<b>468.592</b>	<b>5,7</b>	<b>5</b>	<b>1,5</b>
<b>Total</b>	<b>464.371</b>	<b>39</b>	<b>4.785.177</b>	<b>215</b>	<b>932.778</b>	<b>22</b>	<b>144.767</b>	<b>8</b>	<b>168.278</b>	<b>17</b>	<b>611.062</b>	<b>11</b>	<b>387.848</b>	<b>18</b>	<b>745.501</b>	<b>17</b>	<b>8.239.782</b>	<b>100,0</b>	<b>347</b>	<b>100,0</b>

Notes

National currency: SKK (in thousand without VAT at current prices)

Annex III - LIST OF BODIES AND CATEGORIES OF BODIES GOVERNED BY PUBLIC LAW AS REFERRED TO IN THE SECOND SUBPARAGRAPH OF ARTICLE 1(9)

Annex IV - List of CENTRAL GOVERNMENT AUTHORITIES

Other subject - subjects who is neither contracting authority nor contracting entity pursuant to the Act

CA - Contracting Authority

Conditions for using a negotiated procedure without a publication (NPwoP) according the Article 58 (1) a) - j) of the Act

NPwoP without SC - a negotiated procedure without a publication without subsequent contracts concluded according a framework agreement and subsequent contracts

Am. - an amount



Tenderers established abroad successful in 2008  
 Classic Sector and Other Subjects  
 Classic Sector by country, contract item, contract and alignment in: EU, OECD and RoW

Annex No. 17

Member State: Slovakia

National currency: SKK

Contract item/Contracts	Above threshold contracts						Below threshold contracts						Public supplies, services and building works - T O T A L							
	Value		CC	FA	Total		Value		CC	FA	Total		Value		CC	FA	DPS	Total		
Country of tenderer	Unit	(000) SKK	%	Am.	Am.	Am.	%	(000) SKK	%	Am.	Am.	Am.	%	(000) SKK	%	Am.	Am.	Am.	Am.	%
A		1	2	3	4	5	6	7	8	9	10	11	12	13	14	15	16	17	18	19
<b>Annex IV of Directive 2004/18/EC</b>																				
Ministry or other state authority, Article 6 (1) a)		456.293	15,5	6	3	9	30,0	47.879	7,1	17	0	17	13,8	504.172	13,9	23	3	0	26	17,0
Body governed by public law, Art. 6 (1) d)		1.907.832	64,7	12	1	13	43,3	227.312	33,6	49	0	49	39,8	2.135.144	58,9	61	1	0	62	40,5
<b>Central State Administration</b>		<b>2.364.125</b>	<b>80,2</b>	<b>18</b>	<b>4</b>	<b>22</b>	<b>73,3</b>	<b>275.191</b>	<b>40,7</b>	<b>66</b>	<b>0</b>	<b>66</b>	<b>53,6</b>	<b>2.639.316</b>	<b>72,8</b>	<b>84</b>	<b>4</b>	<b>0</b>	<b>88</b>	<b>57,5</b>
<b>Annex III of Directive 2004/18/EC</b>																				
Municipality and Higher territorial unit, Article 6 (1) b) and c)		162.158	5,5	5	0	5	16,7	229.076	34,0	13	0	13	10,6	391.234	10,8	18	0	0	18	11,8
Body governed by public law, Art. 6 (1) d)		0	0,0	0	0	0	0,0	3.634	0,5	1	0	1	0,8	3.634	0,1	1	0	0	1	0,6
<b>Local Governments</b>		<b>162.158</b>	<b>5,5</b>	<b>5</b>	<b>0</b>	<b>5</b>	<b>16,7</b>	<b>232.710</b>	<b>34,5</b>	<b>14</b>	<b>0</b>	<b>14</b>	<b>11,4</b>	<b>394.868</b>	<b>10,9</b>	<b>19</b>	<b>0</b>	<b>0</b>	<b>19</b>	<b>12,4</b>
<b>Classic Sector</b>		<b>2.526.283</b>	<b>85,7</b>	<b>23</b>	<b>4</b>	<b>27</b>	<b>90,0</b>	<b>507.901</b>	<b>75,2</b>	<b>80</b>	<b>0</b>	<b>80</b>	<b>65,0</b>	<b>3.034.184</b>	<b>83,7</b>	<b>103</b>	<b>4</b>	<b>0</b>	<b>107</b>	<b>69,9</b>
<b>Other Subject</b>																				
Subsidy provided by CA, Article 7		36.769	1,2	1	1	2	6,7	167.753	24,8	43	0	43	35,0	204.522	5,6	44	1	0	45	29,4
Subject voluntarily proceeding		387.816	13,1	1	0	1	3,3	0	0,0	0	0	0	0,0	387.816	10,7	1	0	0	1	0,7
<b>Other Subject</b>		<b>424.585</b>	<b>14,3</b>	<b>2</b>	<b>1</b>	<b>3</b>	<b>10,0</b>	<b>167.753</b>	<b>24,8</b>	<b>43</b>	<b>0</b>	<b>43</b>	<b>35,0</b>	<b>592.338</b>	<b>16,3</b>	<b>45</b>	<b>1</b>	<b>0</b>	<b>46</b>	<b>30,1</b>
<b>Total</b>		<b>2.950.868</b>	<b>100,0</b>	<b>25</b>	<b>5</b>	<b>30</b>	<b>100,0</b>	<b>675.654</b>	<b>100,0</b>	<b>123</b>	<b>0</b>	<b>123</b>	<b>100,0</b>	<b>3.626.522</b>	<b>100,0</b>	<b>148</b>	<b>5</b>	<b>0</b>	<b>153</b>	<b>100,0</b>

Notes

National currency: SKK (in thousand without VAT at current prices)

Value (SKK) does not involve value of contracts: concluded according a framework agreement, a subsequent contract, a design contest and a consession

CC - completed contracts without FA, DPS, and SC

FA - a framework agreements

DPS - a dynamic purchasing system

CA - Contracting Authority

Annex III - LIST OF BODIES AND CATEGORIES OF BODIES GOVERNED BY PUBLIC LAW AS REFERRED TO IN THE SECOND SUBPARAGRAPH OF ARTICLE 1(9)

Annex IV - List of CENTRAL GOVERNMENT AUTHORITIES

Other subjects - subjects who is neither contracting authority nor contracting entity pursuant to the Act

Am. - an amount



Tenderers established abroad succesful in 2008

Annex No. 18

Classic Sector

Classic Sector by country, contract item, contract and alignment in EU, OECD and RoW

Member State: Slovakia

National currency: SKK

Contract item/Contracts	Supplies		Services		Building works		Above threshold		Below threshold		Supplies, services and building works . TOTAL				
	Value	Proc.	Value	Proc.	Value	Proc.	Value	Proc.	Value	Proc.	Value	Z	RD	Total	
Unit	(000) SKK	Am.	(000) SKK	Am.	(000) SKK	Am.	(000) SKK	Am.	(000) SKK	Am.	(000) SKK	Am.	Am.	Am.	%
A	1	2	3	4	5	6	7	8	9	10	11	12	13	14	15
Czech Republic	92.049	5	396.337	12	1.560.104	1	2.048.490	18	448.283	60	2.496.773	75	3	78	73,0
Denmark	0	0	0	0	0	0	0	0	6.058	1	6.058	1	0	1	0,9
Holland	0	0	0	0	0	0	0	0	2.266	1	2.266	1	0	1	0,9
Germany	379.633	4	0	0	0	0	379.633	4	13.474	4	393.107	7	1	8	7,5
Austria	0	0	8.690	1	0	0	8.690	1	21.904	4	30.594	5	0	5	4,7
United Kingdom	0	0	0	0	0	0	0	0	5.067	3	5.067	3	0	3	2,8
<b>EU- 27</b>	<b>471.682</b>	<b>9</b>	<b>405.027</b>	<b>13</b>	<b>1.560.104</b>	<b>1</b>	<b>2.436.813</b>	<b>23</b>	<b>497.052</b>	<b>73</b>	<b>2.933.865</b>	<b>92</b>	<b>4</b>	<b>96</b>	<b>89,8</b>
USA	0	0	25.114	2	0	0	25.114	2	5.440	4	30.554	6	0	6	5,6
Switzerland	14.955	1	0	0	0	0	14.955	1	5.407	3	20.362	4	0	4	3,7
<b>OECD</b>	<b>486.637</b>	<b>10</b>	<b>430.141</b>	<b>15</b>	<b>1.560.104</b>	<b>1</b>	<b>2.476.882</b>	<b>26</b>	<b>507.899</b>	<b>80</b>	<b>2.984.781</b>	<b>102</b>	<b>4</b>	<b>106</b>	<b>99,1</b>
Lichtenstein	49.400	1	0	0	0	0	49.400	1	0	0	49.400	1	0	1	0,9
<b>RoW</b>	<b>49.400</b>	<b>1</b>	<b>0</b>	<b>0</b>	<b>0</b>	<b>0</b>	<b>49.400</b>	<b>1</b>	<b>0</b>	<b>0</b>	<b>49.400</b>	<b>1</b>	<b>0</b>	<b>1</b>	<b>0,9</b>
<b>Total</b>	<b>536.037</b>	<b>11</b>	<b>430.141</b>	<b>15</b>	<b>1.560.104</b>	<b>1</b>	<b>2.526.282</b>	<b>27</b>	<b>507.899</b>	<b>80</b>	<b>3.034.181</b>	<b>103</b>	<b>4</b>	<b>107</b>	<b>100,0</b>

Notes

National currency: SKK (in thousand without VAT at current prices)

Value (SKK) does not involve value of contracts: concluded according a framework agreement, a subsequent contract, a design contest and a consession

CC - complited contracts without FA, DPS, and SC

FA - a framework agreement

Am. - an amount



# Statistical evaluation of the public procurement in 2008

Annex No. 19

## Utilities Sectors

### Number and value of public procurement procedures by contract and contract item

Member State: Slovakia

National currency: SKK

Con. Item	Supplies				Building works				Services				Total							
	Above threshold		Below threshold		Above threshold		Below threshold		Above threshold		Below threshold		Above threshold		Below threshold		Total		Canc.	Abr.
Contracts	Value	Proced.	Value	Proced.	Value	Proced.	Value	Value	Value	Proced.	Value	Value	Value	Proced.	Value	Proced.	Value	Proced.	Proced.	Proced.
Subject	(000) SKK	Am.	(000) SKK	(000) SKK	(000) SKK	Am.	(000) SKK	(000) SKK	(000) SKK	Am.	(000) SKK	(000) SKK	(000) SKK	Am.	(000) SKK	Am.	(000) SKK	Am.	Am.	Am.
A	1	2	3	4	5	6	7	8	9	10	11	12	13	14	15	16	17	18	19	20
<b>Annexes I - X of Directive 2004/17/EC (Utilities)</b>																				
I	850.760	13	0	850.760	8.496.274	20	609.120	9.105.394	3.001.885	7	1.070	3.002.955	12.348.919	40	610.190	8	12.959.109	48	3	6
II	1.371.746	14	0	1.371.746	2.817.709	7	9.832	2.827.541	2.144.810	28	2.175	2.146.985	6.334.265	49	12.007	2	6.346.272	51	3	9
III	0	0	0	0	2.814.492	2	115.249	2.929.741	52.237	2	43.305	95.542	2.866.729	4	158.554	12	3.025.283	16	0	0
IV	2.726.310	9	0	2.726.310	6.119.074	3	0	6.119.074	9.758.043	26	0	9.758.043	18.603.427	38	0	0	18.603.427	38	7	0
V	1.516.541	12	0	1.516.541	0	0	0	0	657.322	4	0	657.322	2.173.863	16	0	0	2.173.863	16	5	7
VI	432.347	5	0	432.347	0	0	0	0	2.050.095	15	0	2.050.095	2.482.442	20	0	0	2.482.442	20	3	1
VII	746.793	4	0	746.793	0	0	0	0	37.750	1	0	37.750	784.543	5	0	0	784.543	5	1	3
VIII	0	0	0	0	0	0	0	0	0	0	0	0	0	0	0	0	0	0	0	0
IX	0	0	0	0	0	0	0	0	0	0	0	0	0	0	0	0	0	0	0	0
X	20.156	1	2.521	22.677	899.980	1	71.796	971.776	314.004	2	1.500	315.504	1.234.140	4	75.817	6	1.309.957	10	1	2
<b>Total</b>	<b>7.664.653</b>	<b>58</b>	<b>2.521</b>	<b>7.667.174</b>	<b>21.147.529</b>	<b>33</b>	<b>805.997</b>	<b>21.953.526</b>	<b>18.016.146</b>	<b>85</b>	<b>48.050</b>	<b>18.064.196</b>	<b>46.828.328</b>	<b>176</b>	<b>856.568</b>	<b>28</b>	<b>47.684.896</b>	<b>204</b>	<b>23</b>	<b>28</b>

#### Annexes I - X of Directive 2004/17/EC (Utilities)

- |     |  |      |   |
|-----|--|------|---|
| I   | Production, transmission and distribution of gas and heat.   | VI   | Postal services.  |
| II  | Production, transmission and distribution of electricity.    | VII  | Exploration for and extraction of oil and natural gas.        |
| III | Production, transmission and distribution of drinking water. | VIII | Exploration for and extraction of coal and other solid fuels. |
| IV  | Rail services.   | IX   | Maritime and inland ports or terminal facilities.             |
| V   | Urban transport (railway, tramway, trolleybus and bus).      | X    | Airport installations.  |

#### Notes

National currency: SKK (in thousand without VAT at current prices)

Value (SKK) does not involve value of contracts: concluded according a framework agreement, a subsequent contract, a design contest and a consession

CC - contracts without FA, DPS, and SC

Canc. - cancelled procedures

Abr. - number of procedures, in which abroad registered tenderers succeeded



Statistical evaluation of the public procurement in 2008

Utilities Sectors

Negotiated procedure without a publication (NPwoP) by reasons of its application and by subjects

Member State: Slovakia

National currency: SKK

Act No. 25/2006 Coll. Art. 88		par. (1) a)		par. (1) c)		par. (1) d)		par. (1) e)		par. (1) f)		par. (1) g)		Total without SC			
Subject		Value	Proc.	Value	Proc.	Value	Proc.	Value	Proc.	Value	Proc.	Value	Proc.	Value		Procedures	
Unit		(000) SKK	Am.	(000) SKK	Am.	(000) SKK	Am.	(000) SKK	Am.	(000) SKK	Am.	(000) SKK	Am.	(000) SKK	%	Am.	%
A		1	2	3	4	5	6	7	8	9	10	11	12	13	14	15	16
<b>Annexes I - X of Directive 2004/17/EC (Utilities)</b>																	
I	Production, transmission and distribution of gas and heat	169.534	2	75.223	3	30.000	1	0	0	0	0	0	0	274.757	5,3	6	11,1
II	Production, transmission and distribution of electricity.	0	0	1.572.293	17	20.373	1	0	0	73.945	1	73.945	1	1.740.556	33,6	20	37,0
III	Production, transmission and distribution of drinking water	0	0	0	0	0	0	0	0	0	0	0	0	0	0,0	0	0,0
IV	Rail services.	182.394	1	1.498.730	10	0	0	0	0	259.475	2	0	0	1.940.599	37,5	13	24,1
V	Urban transport (railway, tramway, trolleybus and bus).	0	0	230.603	4	0	0	0	0	0	0	0	0	230.603	4,4	4	7,4
VI	Postal services.	0	0	401.595	9	0	0	0	0	0	0	0	0	401.595	7,7	9	16,7
VII	Exploration for and extraction of oil and natural gas.	16.771	1	0	0	0	0	578.856	1	0	0	0	0	595.627	11,5	2	3,7
VIII	Exploration for and extraction of coal and other solid fuels	0	0	0	0	0	0	0	0	0	0	0	0	0	0,0	0	0,0
IX	Maritime and inland ports or terminal facilities.	0	0	0	0	0	0	0	0	0	0	0	0	0	0,0	0	0,0
X	Airport installations.	0	0	0	0	0	0	0	0	0	0	0	0	0	0,0	0	0,0
<b>Total</b>		<b>368.699</b>	<b>4</b>	<b>3.778.444</b>	<b>43</b>	<b>50.373</b>	<b>2</b>	<b>578.856</b>	<b>1</b>	<b>333.420</b>	<b>3</b>	<b>73.945</b>	<b>1</b>	<b>5.183.737</b>	<b>100,0</b>	<b>54</b>	<b>100,0</b>

Notes

National currency: SKK (in thousand without VAT at current prices)

SC - a subsequent contract

Justification of using of negotiated procedure without a publication (NPwoP): pursuant the Article 88 (1) a) of the Act

NPwoP without SC - negotiated procedure without a publication (NPwoP) without contracts concluded according a framework agreement or a subsequent contract



Tenderers established abroad successful in 2008

Annex No. 21

Utilities Sectors

Number and value of public procurement procedures by contract and contract item

Member State: Slovakia

National currency: SKK

Item	Supplies				Building works				Services				Total					
	Above threshold		Below threshold	Total	Above threshold		Below threshold	Total	Above threshold		Below threshold	Total	Above threshold		Below threshold		Total	
Contracts	Value	Proced.	Value	Proced.	Value	Proced.	Value	Value	Value	Proced.	Value	Value	Value	Proced.	Value	Proced.	Value	Proced.
Subject	(000) SKK	Am.	(000) SKK	Am.	(000) SKK	Am.	(000) SKK	(000) SKK	(000) SKK	Am.	(000) SKK	(000) SKK	(000) SKK	Am.	(000) SKK	Am.	(000) SKK	Am.
A	1	2	3	4	5	6	7	8	9	10	11	12	13	14	15	16	17	18
<b>Annexes I - X of Directive 2004/17/EC (Utilities)</b>																		
I	304.177	4	0	304.177	0	0	0	0	105.585	2	0	105.585	409.762	6	0	0	409.762	6
II	170.670	2	0	170.670	0	0	0	0	1.154.140	7	0	1.154.140	1.324.810	9	0	0	1.324.810	9
III	0	0	0	0	0	0	0	0	0	0	0	0	0	0	0	0	0	0
IV	0	0	0	0	0	0	0	0	0	0	0	0	0	0	0	0	0	0
V	766.810	4	0	766.810	0	0	0	0	566.212	3	0	566.212	1.333.022	7	0	0	1.333.022	7
VI	0	0	0	0	0	0	0	0	160.000	1	0	160.000	160.000	1	0	0	160.000	1
VII	702.258	3	0	702.258	0	0	0	0	0	0	0	0	702.258	3	0	0	702.258	3
VIII	0	0	0	0	0	0	0	0	0	0	0	0	0	0	0	0	0	0
IX	0	0	0	0	0	0	0	0	0	0	0	0	0	0	0	0	0	0
X	20.156	1	2.521	22.677	0	0	0	0	0	0	0	0	20.156	1	2.521	1	22.677	2
<b>Total</b>	<b>1.964.071</b>	<b>14</b>	<b>2.521</b>	<b>1.966.592</b>	<b>0</b>	<b>0</b>	<b>0</b>	<b>0</b>	<b>1.985.937</b>	<b>13</b>	<b>0</b>	<b>1.985.937</b>	<b>3.950.008</b>	<b>27</b>	<b>2.521</b>	<b>1</b>	<b>3.952.529</b>	<b>28</b>

Annexes I - X of Directive 2004/17/EC (Utilities)

- I Production, transmission and distribution of gas and heat.
- II Production, transmission and distribution of electricity.
- III Production, transmission and distribution of drinking water.
- IV Rail services.
- V Urban transport (railway, tramway, trolleybus and bus).

- VI Postal services.
- VII Exploration for and extraction of oil and natural gas.
- VIII Exploration for and extraction of coal and other solid fuels.
- IX Maritime and inland ports or terminal facilities.
- X Airport installations.

Notes

National currency: SKK (in thousand without VAT at current prices)

Value (SKK) does not involve value of contracts: concluded according a framework agreement, a subsequent contract, a design contest and a consession



Tenderers established abroad successful in 2008

Annex No. 22

Utilities Sectors

Utilities by country, contract item, contract and alignment in EU, OECD and RoW

Member State: Slovakia

National currency: SKK

Contract item/Contracts	Supplies		Services		Building works		Above threshold		Below threshold		Supplies, services and building works . TOTAL				
	Value	Proc.	Value	Proc.	Value	Proc.	Value	Proc.	Value	Proc.	Value	CC	FA	Total	
Country of tenderer	(000) SKK	Am.	(000) SKK	Am.	(000) SKK	Am.	(000) SKK	Am.	(000) SKK	Am.	(000) SKK	Am.	Am.	Am.	%
Unit	1	2	3	4	5	6	7	8	9	10	11	12	13	14	15
Belgium	578.856	1	0	0	0	0	578.856	1	0	0	578.856	1	0	1	3,6
Czech Republic	1.096.643	9	904.850	8	0	0	2.001.493	17	2.521	1	2.004.014	12 (1)*	4 (1)*	16 (2)*	57,1
France	20.156	1	0	0	0	0	20.156	1	0	0	20.156	1	0	1	3,6
Holland	0	0	75.585	1	0	0	75.585	1	0	0	75.585	0	1	1	3,6
Germany	181.856	3	791.013	1	0	0	972.869	4	0	0	972.869	3	1	4	14,2
Austria	41.972	1	8.844	1	0	0	50.816	2	0	0	50.816	2	0	2	7,1
Italy	44.589	1	0	0	0	0	44.589	1	0	0	44.589	1	0	1	3,6
<b>EU-27</b>	<b>1.964.072</b>	<b>16</b>	<b>1.780.292</b>	<b>11</b>	<b>0</b>	<b>0</b>	<b>3.744.364</b>	<b>27</b>	<b>2.521</b>	<b>1</b>	<b>3.746.885</b>	<b>20 (1)*</b>	<b>6 (1)*</b>	<b>26 (2)*</b>	<b>92,8</b>
Canada	0	0	30.000	1	0	0	30.000	1	0	0	30.000	1	0	1	3,6
<b>OECD</b>	<b>1.964.072</b>	<b>16</b>	<b>1.810.292</b>	<b>12</b>	<b>0</b>	<b>0</b>	<b>3.774.364</b>	<b>28</b>	<b>2.521</b>	<b>1</b>	<b>3.776.885</b>	<b>21 (1)*</b>	<b>6 (1)*</b>	<b>27 (2)*</b>	<b>96,4</b>
Russland	0	0	175.646	1	0	0	175.646	1	0	0	175.646	1	0	1	3,6
<b>RoW</b>	<b>0</b>	<b>0</b>	<b>175.646</b>	<b>1</b>	<b>0</b>	<b>0</b>	<b>175.646</b>	<b>1</b>	<b>0</b>	<b>0</b>	<b>175.646</b>	<b>1</b>	<b>0</b>	<b>1</b>	<b>3,6</b>
<b>Spolu</b>	<b>1.964.072</b>	<b>16</b>	<b>1.985.938</b>	<b>13</b>	<b>0</b>	<b>0</b>	<b>3.950.010</b>	<b>29</b>	<b>2.521</b>	<b>1</b>	<b>3.952.531</b>	<b>22 (1)*</b>	<b>6 (1)*</b>	<b>28 (2)*</b>	<b>100,0</b>

Notes

National currency (000) SKK (in thousand without VAT at current prices)

Value (SKK) does not involve value of contracts: concluded according a framework agreement, a subsequent contract, a design contest and a consession

CC - contracts without FA, DPS, and SC

FA - a framework agreement

Am. - amount (number of)

RoW - Rest of the World