

Information on global statistical evaluation of public procurement procedures in 2010

Brief information

Information on global statistical evaluation of public procurement procedures in 2010 has been evaluated on the basis of data listed in contract award notices. In total, 6957 notices were processed. The indicated number of notices was submitted by 2245 contracting authorities, contracting entities and other entities.

In 2010, there were 6913 notices processed in total including the contract award notice on the basis of framework agreements (this number does not include design contests and building works concessions, i.e. excluding 44 notices). Contracting authorities, contracting entities and other entities based on 5168 closed public procurement procedures concluded contracts in the value of EUR 4,985 billion (including 288 framework agreements but without contracts awarded on the basis of framework agreements).

In comparison with 2009 where contract value was in EUR 7,240 billion, as well as 5445 procedures closed (including 308 framework agreements), the value of contracts in 2010 was EUR 2,255 billion lower than in the preceding year.

Transparent public procurement procedures (open procedure, restricted procedure, negotiated procedure with a publication, competitive dialogue) were used in 87.1% of the total number of closed public procurement procedures and represent 74.9% of the financial value in the total value of closed public procurement procedures. When awarding contracts, the most frequently used method was open procedure in a value of 50.5% closed procedures.

By the object of contract and by the number of 1937 closed procedures, the most contracts were awarded for building works in the value of EUR 2.211 billion. Services were awarded in 1743 closed procedures in the value of EUR 1.743 billion. Supplies were awarded in amount of 1488 closed procedures in the value of EUR 1.030 billion.

With a view to notices concerning projects financed by the European Union funds, the public contract awarding was as follows: 2781 closed and 558 cancelled public procurement procedures. Their share in the total financial value was EUR 2,248 billion which is decrease compared to 2009 by EUR 0,032 billion in the value of contracts for projects financed by the European Union funds

By the type of entities – contracting authorities (“traditional sector“) concluded contracts in a value of EUR 3,009 billion and in 4203 closed procedures. Contracting entities (“special sectors“) concluded contracts in the value of EUR 1,739 billion and in 217 closed procedures. “Other entities” concluded contracts in the value of EUR 0,236 billion and in 748 closed procedures.

Concerning all concluded contracts above the limit were in total in the value of EUR 3,550 billion. Contracts below the limit were concluded in the value of EUR 0,934 billion and in 1325 closed procedures. The value of concluded below the threshold contracts was the lowest in the value of EUR 0,501 billion and in 3003 closed procedures.

There were cancelled 790 published procurement procedures of which 558 cases were financed from European Union funds. The most frequent reason for cancellation of a used contract award procedure was a change in the circumstances under which the contract awarding

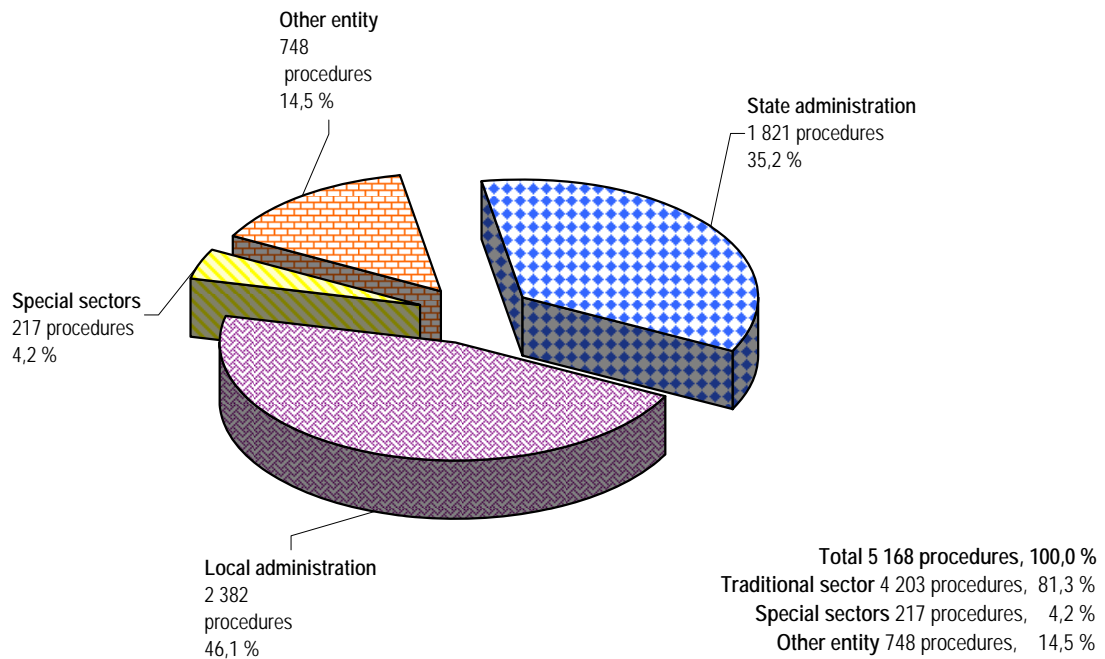
was published (it represents 71,4 % procedures, 51,5 % of them were cases financed from the European Union funds).

In 2010 by the 197 closed procedures, contracts were concluded with tenderers established outside of Slovakia a total value of EUR 0.631 billion. The most successful tenderers were from the Czech Republic, in 139 procedures. Out of the total number of public contracts awarded to tenderers established outside Slovakia, 95,0 % procedures were closed with tenderers from Member States of the European Union.

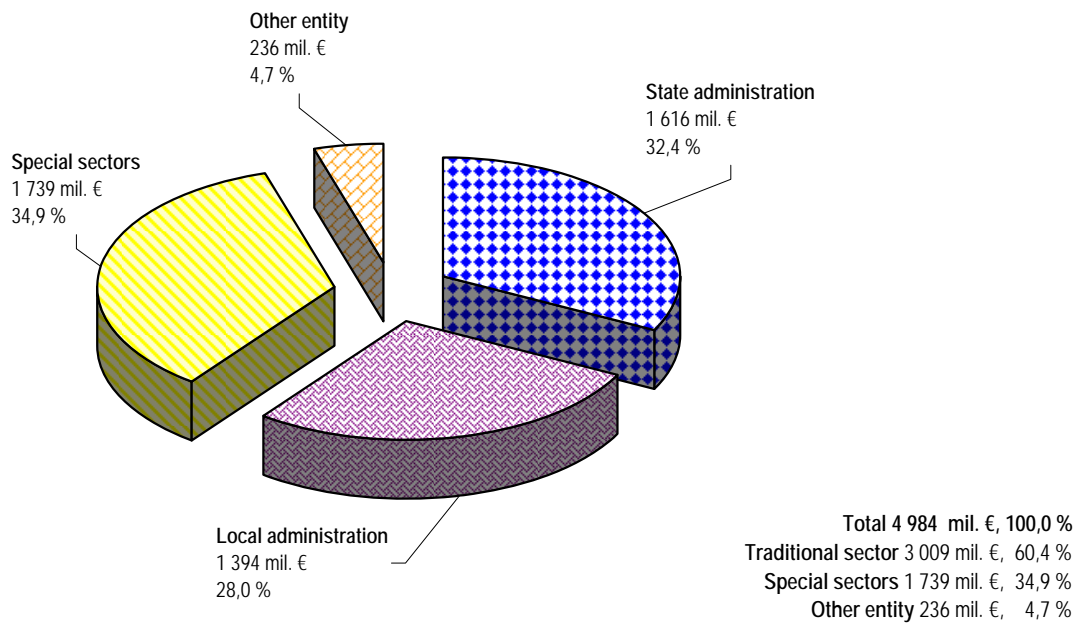
Small and medium businesses whose succeeded in public procurement procedures and concluded contracts with contracting authorities, contracting entities and other entities represent 82,4% of value of contracts and big businesses represent 14,3% of the public procurement contract value.

Statistical evaluation of public procurement in 2010

By entities and No. of procedures

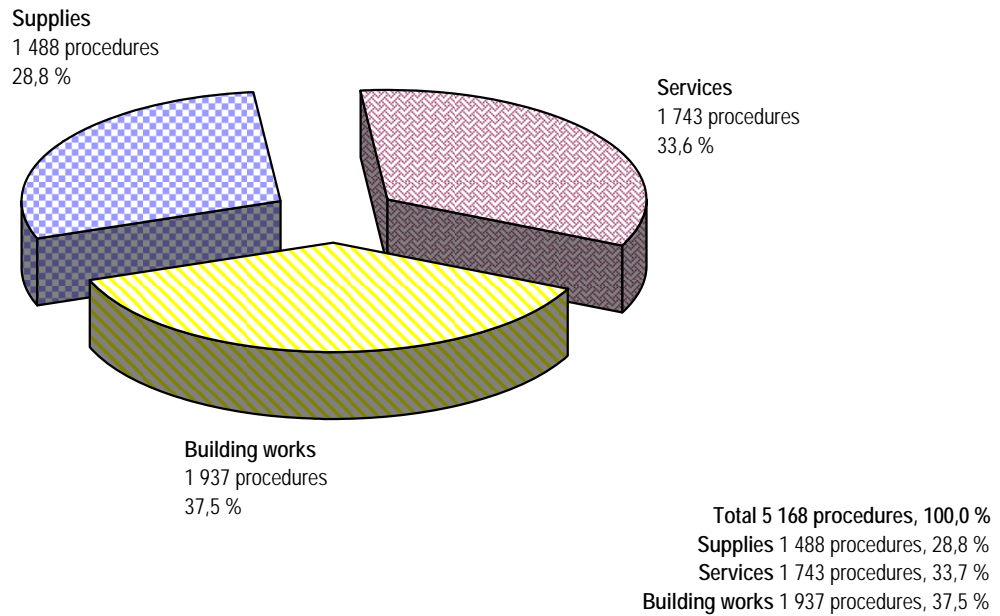


By entities and value of contract

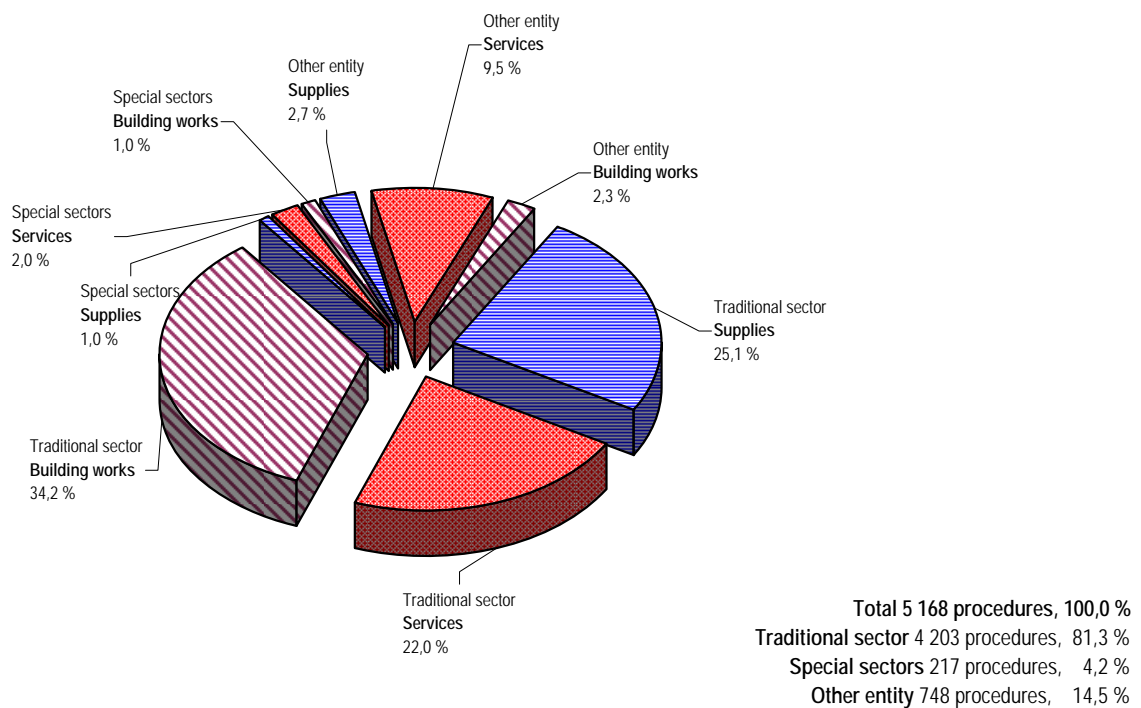


Statistical evaluation of public procurement in 2010

By object of contract and No. of procedures

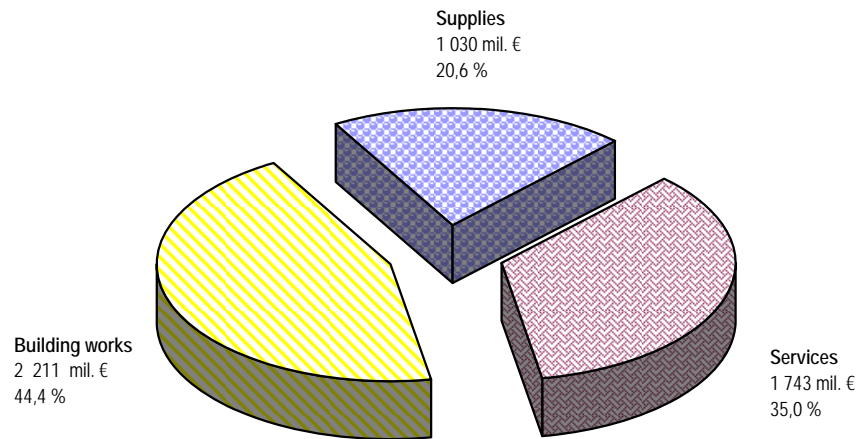


By entities, object of contract and No. of procedures



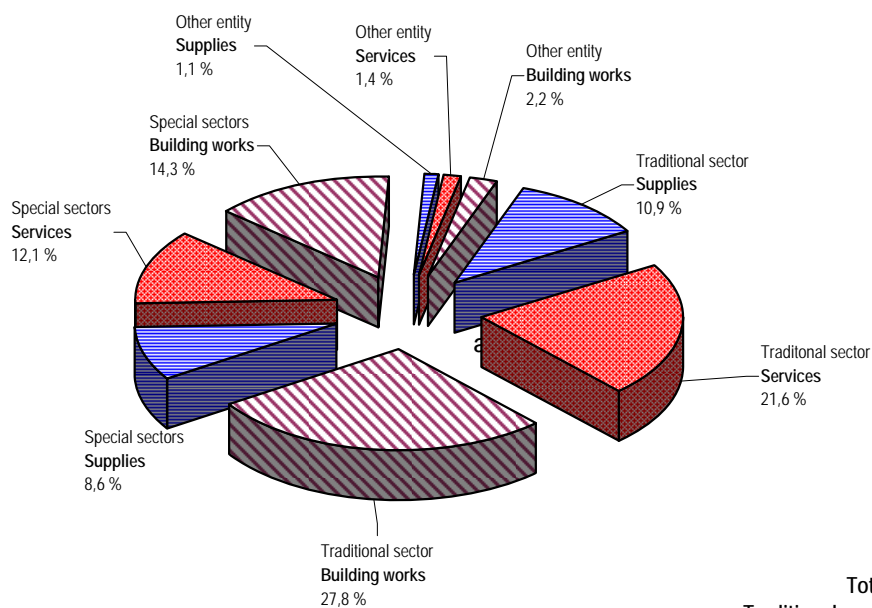
Statistical evaluation of public procurement in 2010

By object of contract and value of contract



Total 4 984 mil. €, 100,0 %
 Supplies 1 030 mil. €, 20,6 %
 Services 1 743 mil. €, 35,0 %
 Building works 2 211 mil. €, 44,4 %

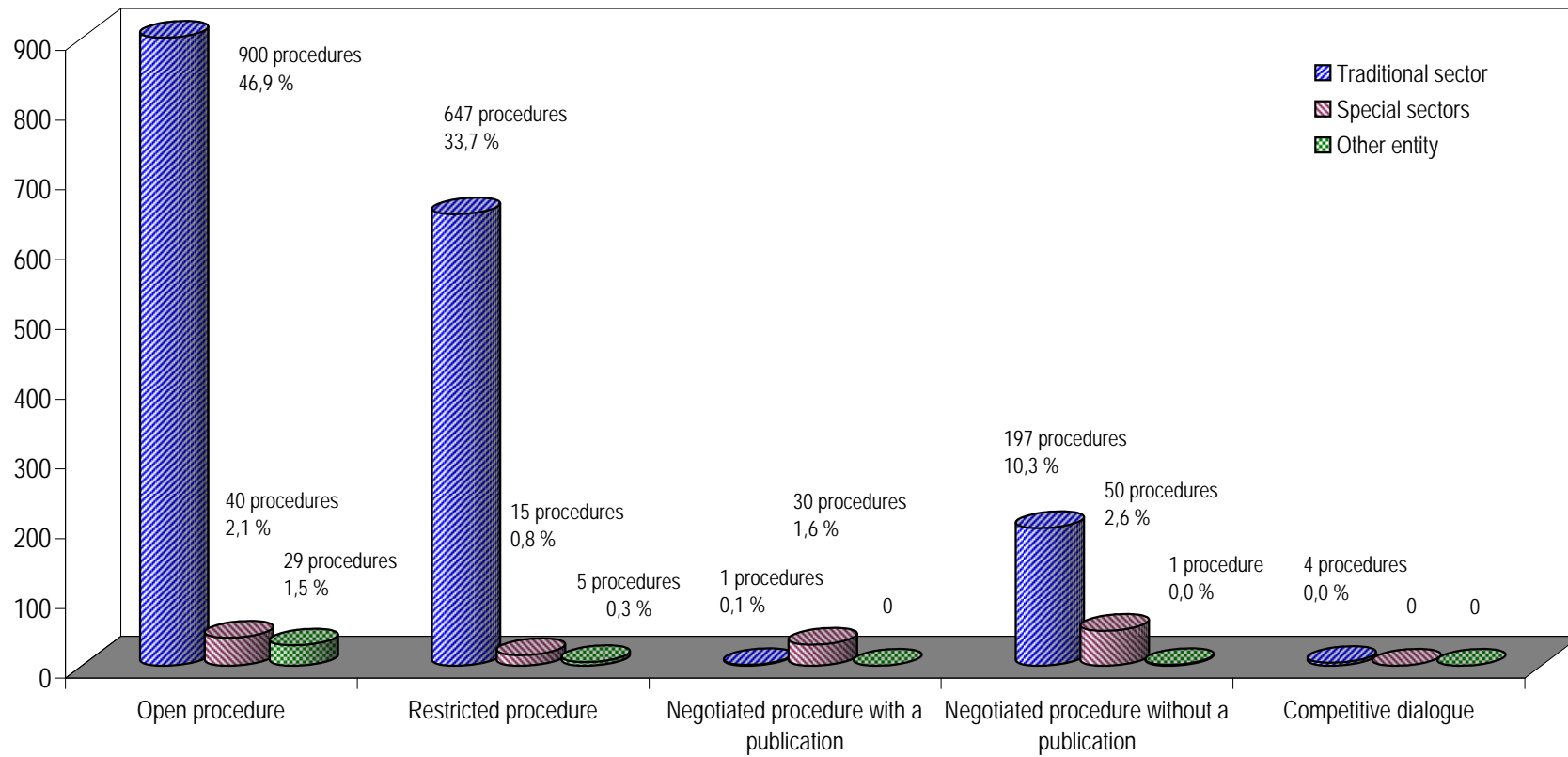
By entities, object of contract and value of contract



Total 4 984 mil. €, 100,0 %
 Traditional sector 3 009 mil. €, 60,4 %
 Special sectors 1 739 mil. €, 34,9 %
 Other entity 236 mil. €, 4,7 %

Statistical evaluation of public procurement in 2010

By entities and No. of above the limit procedures and below the limit procedures



Total 1 919 procedures, 100,0 %
Traditional sector 1 749 procedures, 90,9 %
Special sectors 135 procedures, 7,3 %
Other entity 35 procedures, 1,8 %



Statistical evaluation of public procurement in 2010
Traditional sector and other entities

Annex 16

Negotiated procedure without a publication (NPwoP) by justification of its use and by entities

Member State: Slovakia

National currency: EUR

Act 25/2006 Coll. of Laws, Article 58	(a)		(b)		(c)		(d)		(e)		(f)		(h)		(i)		(j)		Total			
	Value	No.	Value	No.	Value	No.	Value	No.	Value	No.	Value	No.	Value	No.	Value	No.	Value	No.	Value	No.	Value	No.
Specific unit	(thous.EUR)	No.	(thous.EUR)	No.	(thous.EUR)	No.	(thous.EUR)	No.	(thous.EUR)	No.	(thous.EUR)	No.	(thous.EUR)	No.	(thous.EUR)	No.	(thous.EUR)	No.	(thous.EUR)	(%)	No.	(%)
A	1	2	3	4	5	6	7	8	9	10	11	12	13	14	15	16	17	18	19	20	21	22
Annex IV of Directive 2004/18/EC																						
Ministry or other st. authority (Art 6,1a)	0	0	86 162	73	685	1	0	0	0	0	9 431	1	7 168	5	1 131	3	441	1	105 018	46,5	84	42,4
State agency/authority	0	0	0	0	0	0	0	0	0	0	0	0	0	0	0	0	0	0	0	0,0	0	0,0
Org. governed by public law (Art 6,1d)	1 560	9	29 777	41	6 345	8	3 444	12	1 276	4	0	0	6 316	5	17 819	5	13 446	2	79 983	35,4	86	43,4
State administration	1 560	9	115 939	114	7 030	9	3 444	12	1 276	4	9 431	1	13 484	10	18 951	8	13 887	3	185 001	81,9	170	85,8
Annex III of Directive 2004/18/EC																						
Municipality and region (Art 6, 1b; Art 6, 1c)	1 093	1	1 577	6	2 370	6	0	0	0	0	0	0	2 671	2	0	0	3 645	3	11 356	5,1	18	9,1
Org. governed by public law (Art 6,1d)	0	0	326	2	14 141	5	243	1	0	0	0	0	0	0	2 956	1	0	0	17 666	7,9	9	4,5
Other contracting authority (Art 6,1e)	0	0	0	0	0	0	0	0	0	0	0	0	0	0	0	0	0	0	0	0,0	0	0,0
Local governments	1 093	1	1 904	8	16 510	11	243	1	0	0	0	0	2 671	2	2 956	1	3 645	3	29 022	13,0	27	13,6
Traditional sector	2 652	10	117 842	122	23 540	20	3 687	13	1 276	4	9 431	1	16 154	12	21 906	9	17 532	6	214 023	94,9	197	99,4
Other entity																						
Contr. authority providing subsidy (Art 7)	11 599	1	0	0	0	0	0	0	0	0	0	0	0	0	0	0	0	0	11 599	5,1	1	0,6
Other entity	11 599	1	0	0	0	0	0	0	0	0	0	0	0	0	0	0	0	0	11 599	5,1	1	0,6
Total	14 252	11	117 842	122	23 540	20	3 687	13	1 276	4	9 431	1	16 154	12	21 906	9	17 532	6	225 622	100,0	198	100,0

Explanatory notes:

National currency: EUR (in thousands excl. VAT, current prices)

Annex III - A list of institutions and the categories of institutions which are governed by public law, referred to in the second sub-Paragraph of Article 1 (9) of Directive 2004/18/EC

Annex IV - Central state administration authorities according to Directive 2004/18/EC

Other entity - entity which is neither contracting authority nor contracting entity pursuant to the Public Procurement Act

Conditions for using NPwoP pursuant to Art 58 (a) to (j) of the Public Procurement Act



Tenderers established abroad successful in 2010
Traditional sector and other entities

No. of procedures and value of public procurement by entities, financial limits of contract and object of contract - TOTAL

Member State: Slovakia

National currency: EUR

Contracts	Above the limit						Below the limit						Below the thresholds						Supplies, services and building works total						
	Value		C	FA	Total		Value		C	FA	Total		Value		C	FA	Total		Value		C	FA	Total		
Entity	Specific unit	(thous. EUR)	(%)	No.	No.	No.	(%)	(thous. EUR)	(%)	No.	No.	No.	(%)	(thous. EUR)	(%)	No.	No.	No.	(%)	(thous. EUR)	(%)	No.	No.	No.	(%)
A		1	2	3	4	5	6	7	8	9	10	11	12	13	14	15	16	17	18	19	20	21	22	23	24
Annex IV of Directive 2004/18/EC																									
	Ministry or other st.authority incl.units (Art6,1a)	134	0,4	1	0	1	2,9	92	0,7	1	0	1	2,0	223	2,4	4	1	5	6,5	449	0,8	6	1	7	4,3
	State agency/authority	0	0,0	0	0	0	0,0	0	0,0	0	0	0	0,0	0	0,0	0	0	0	0,0	0	0,0	0	0	0	0,0
	Org. governed by public law (Art 6,1d)	11 168	34,7	19	0	19	54,3	3 965	31,9	37	0	37	72,5	2 203	23,7	30	2	32	41,6	17 337	32,2	86	2	88	54,0
	State administration	11 302	35,1	20	0	20	57,2	4 057	32,6	38	0	38	74,5	2 427	26,1	34	3	37	48,1	17 786	33,0	92	3	95	58,3
Annex III of Directive 2004/18/EC																									
	Municipality and region (Art 6,1b; Art 6,1c)	1 583	4,9	3	0	3	8,4	8 040	64,7	10	0	10	19,6	1 205	13,0	12	0	12	15,6	10 829	20,1	25	0	25	15,4
	Org. governed by public law (Art 6,1d)	243	0,8	1	0	1	2,9	213	1,7	2	0	2	3,9	480	5,2	6	0	6	7,7	937	1,7	9	0	9	5,5
	Other contracting authority (Art 6,1e)	604	1,9	1	0	1	2,9	0	0,0	0	0	0	0,0	0	0,0	0	0	0	0,0	604	1,1	1	0	1	0,6
	Local governments	2 431	7,6	5	0	5	14,2	8 253	66,4	12	0	12	23,5	1 685	18,2	18	0	18	23,3	12 369	22,9	35	0	35	21,5
	Traditional sector	13 733	42,7	25	0	25	71,4	12 310	99,0	50	0	50	98,0	4 112	44,3	52	3	55	71,4	30 155	55,9	127	3	130	79,8
Other entity																									
	Contr. authority providing subsidy (Art 7)	18 454	57,3	10	0	10	28,6	124	1,0	1	0	1	2,0	5 172	55,7	22	0	22	28,6	23 751	44,1	33	0	33	20,2
	Other entity	18 454	57,3	10	0	10	28,6	124	1,0	1	0	1	2,0	5 172	55,7	22	0	22	28,6	23 751	44,1	33	0	33	20,2
	Total	32 187	100,0	35	0	35	100,0	12 435	100,0	51	0	51	100,0	9 284	100,0	74	3	77	100,0	53 906	100,0	160	3	163	100,0

Explanatory notes:

National currency: EUR (in thousands excl. VAT, current prices)

The value (EUR) does not include the value of contracts concluded on the basis of a FA, design contest and concession

C - procedures closed without FA and without dynamic purchasing system

FA - framework agreement

Other entity - entity which is neither contracting authority nor contracting entity pursuant to the Public Procurement Act

Annex IV - Central state administration authorities according to Directive 2004/18/EC

Annex III - A list of institutions and the categories of institutions which are governed by public law, referred to in the second sub-Paragraph of Article 1 (9) of Directive 2004/18/EC



Tenderers established abroad successful in 2010
Traditional sector

Traditional sector by country, object of contract, financial limits of contract and groups EU, OECD and RoW

Member State: Slovakia

National currency: EUR

Object of contract	Supplies		Services		Building works		Above the limit		Below the limit		Below the threshold		Supplies, services & building works total				
	Value	Proced	Value	Proced	Value	Proced	Value	Proced	Value	Proced	Value	Proced	Value	C	FA	Total	Total
Country of tenderer	(thous. EUR)	No.	(thous. EUR)	No.	(thous. EUR)	No.	(thous. EUR)	No.	(thous. EUR)	No.	(thous. EUR)	No.	(thous. EUR)	No.	No.	No.	(%)
Specific unit	1	2	3	4	5	6	7	8	9	10	11	12	13	14	15	16	17
A																	
Czech Republic	5490	13	0	0	811	1	6301	14	9511	37	3753	47	19 566	93	3	96	74,0
France	649	1	0	0	0	0	649	1	0	0	36	1	685	2	0	2	1,5
Netherlands	0	0	0	0	0	0	0	0	120	1	46	1	166	2	0	2	1,5
Hungary	258	1	0	0	0	0	258	1	0	0	0	0	258	1	0	1	0,8
Germany	1449	5	0	0	0	0	1449	5	756	6	94	2	2 299	13	0	13	9,8
Poland	0	0	0	0	0	0	0	0	74	1	0	0	74	1	0	1	0,8
Portugal	0	0	0	0	0	0	0	0	0	0	16	1	16	1	0	1	0,8
Austria	1465	1	0	0	0	0	1465	1	1704	4	0	0	3 169	5	0	5	3,8
Sweden	0	0	0	0	0	0	0	0	146	1	38	1	183	2	0	2	1,5
Italy	0	0	0	0	0	0	0	0	0	0	60	1	60	1	0	1	0,8
United Kingdom	562	1	0	0	0	0	562	1	0	0	0	0	562	1	0	1	0,8
EU 26	9 874	22	0	0	811	1	10 685	23	12 310	50	4 041	54	27 037	122	3	125	96,1
Island	0	0	0	0	0	0	0	0	0	0	18	1	18	1	0	1	0,8
Swiss	0	0	0	0	0	0	0	0	0	0	52	1	52	1	0	1	0,8
USA	1129	2	0	0	0	0	1 129	2	0	0	0	0	1 129	2	0	2	1,5
OECD	11 004	24	0	0	811	1	11 814	25	12 310	50	4 112	56	28 237	126	3	129	99,2
Liechtenstein	1 919	1	0	0	0	0	1 919	1	0	0	0	0	1 919	1	0	1	0,8
RoW	1 919	1	0	0	0	0	1 919	1	0	0	0	0	1 919	1	0	1	0,8
Total	12 922	25	0	0	811	1	13 733	26	12 310	50	4 112	56	30 155	127	3	130	100,0

Explanatory notes:

National currency: EUR (in thousands excl. VAT, current prices)

The value (EUR) does not include the value of contracts concluded on the basis of a FA, design contest and concession

C - procedures closed without FA

FA - framework agreement



Special sectors

No. of procedures and value of public procurement by financial limits of contract and object of contract

Member State: Slovakia

National currency: EUR

Object	SUPPLIES					SERVICES					BUILDING WORKS					Total							
	Above the limit		Below the thresh.		Total	Above the limit		Below the thresh.		Total	Above the limit		Below the thresh.		Total	Above the limit		Below the thresh.		Total		Canc.	RoW
Contracts	Value	Proced	Value	Proced	Value	Value	Proced	Value	Proced	Value	Value	Proced	Value	Proced	Value	Value	Proced	Value	Proced	Value	Proced	Proced	Proced
Entity	(thous.EUR)	No.	(thous.EUR)	No.	(thous.EUR)	(thous.EUR)	No.	(thous.EUR)	No.	(thous.EUR)	(thous.EUR)	No.	(thous.EUR)	No.	(thous.EUR)	(thous.EUR)	No.	(thous.EUR)	No.	(thous.EUR)	No.	No.	No.
A	1	2	3	4	5	6	7	8	9	10	11	12	13	14	15	16	17	18	19	20	21	22	23
Annexes I to X of Directive 2004/17/C (Special Sectors)																							
I	123 643	7	0	0	123 643	59 973	19	0	0	59 973	34 577	5	888	3	35 465	218 193	31	888	3	219 081	34	7	7
II	110 283	15	510	6	110 793	199 116	17	115	1	199 231	520 300	17	190	1	520 490	829 698	49	815	8	830 513	57	9	16
III	9 637	1	54	1	9 691	2 322	5	5 180	39	7 502	103 897	10	48 028	13	151 925	115 855	16	53 262	53	169 117	69	5	2
IV	116 764	6	0	0	116 764	310 103	14	0	0	310 103	0	0	0	0	0	426 866	20	0	0	426 866	20	3	1
V	68 177	13	110	1	68 287	4 874	7	988	7	5 862	0	0	4 827	3	4 827	73 050	20	5 925	11	78 975	31	1	8
VI	0	0	0	0	0	11 287	3	59	1	11 346	0	0	0	0	0	11 287	3	59	1	11 346	4	1	0
VII	0	0	0	0	0	2 483	1	0	0	2 483	0	0	0	0	0	2 483	1	0	0	2 483	1	0	0
VIII	0	0	0	0	0	0	0	0	0	0	0	0	0	0	0	0	0	0	0	0	0	0	0
IX	0	0	0	0	0	0	0	0	0	0	0	0	0	0	0	0	0	0	0	0	0	0	0
X	0	0	0	0	0	700	1	0	0	700	0	0	0	0	0	700	1	0	0	700	1	1	0
Spolu	428 503	42	674	8	429 178	590 857	67	6 342	48	597 200	658 774	32	53 933	20	712 707	1 678 134	141	60 949	76	1 739 083	217	27	34

Annexes I to X of Directive 2004/17/C (Special Sectors)

- | | | | |
|-----|---|------|--|
| I | Production, transmission and distribution of gas and heat | VI | Postal services |
| II | Production, transmission and distribution of electricity | VII | Exploration for and extraction of oil and gas |
| III | Production, transmission and distribution of drinking water | VIII | Exploration for and extraction of coal and other solid fuels |
| IV | Railway services | IX | Maritime and inland ports or other terminal facilities |
| V | Urban transport (railway, tramway, trolleybus and bus) | X | Airport installations |

Explanatory notes:

National currency: EUR (in thousands excl. VAT, current prices)

The value (EUR) does not include the value of contracts concluded on the basis of a FA, design contest and concession

Canc. - No. of notices concerning cancellation of called for contract award procedures

RoW - No. of procedures in which the tenderers established abroad were successful



Statistical evaluation of public procurement in 2010
Special sectors

Annex 20

Negotiated procedure without a publication (NPwoP) by justification of its use and by entities

Member State: Slovakia

National currency: EUR

Act 25/2006 Coll. of Laws, Article 88		(a)		(c)		(d)		(e)		(f)		Total without PC			
Entity	Specific unit	Value (thous.EUR)	No.	Value (thous.EUR)	No.	Value (thous.EUR)	No.	Value (thous.EUR)	No.	Value (thous.EUR)	No.	Value (thous.EUR)	(%)	No.	(%)
A		1	2	3	4	5	6			7		11	12	13	14
Annexes I to X of Directive 2004/17/EC (Special Sectors)															
I	Production, transmission and distribution of gas and heat	0	0	69 928	5	0	0	3 103	1	704	1	73 736	8,7	7	14,3
II	Production, transmission and distribution of electricity	141 792	5	365 549	23	0	0	0	0	0	0	507 341	58,0	28	55,1
III	Production, transmission and distribution of drinking water	0	0	0	0	0	0	0	0	0	0	0	0,0	0	0,0
IV	Railway services	0	0	265 212	6	0	0	0	0	825	1	266 037	31,4	7	14,3
V	Urban transport (railway, tramway, trolleybus and bus)	0	0	6 129	5	3 243	1	0	0	0	0	9 372	1,1	6	12,2
VI	Postal services	0	0	7 187	2	0	0	0	0	0	0	7 187	0,8	2	4,1
VII	Exploration for and extraction of oil and gas	0	0	0	0	0	0	0	0	0	0	0	0,0	0	0,0
VIII	Exploration for and extraction of coal and other solid fuels	0	0	0	0	0	0	0	0	0	0	0	0,0	0	0,0
IX	Maritime and inland ports or other terminal facilities	0	0	0	0	0	0	0	0	0	0	0	0,0	0	0,0
X	Airport installations	0	0	0	0	0	0	0	0	0	0	0	0,0	0	0,0
Spolu		141 792	5	714 005	41	3 243	1	3 103	1	1 529	2	863 672	100,0	50	100,0

Explanatory notes:

National currency: EUR (in thousands excl. VAT, current prices)

Annexes I to X of Directive 2004/17/EC (Special Sector)

Conditions for using NPwoP pursuant to Art 88 (a) to (l) of the Public Procurement Act

Total without PC - NPwoP without of contracts concluded on the basis of a FA



Tenderers established abroad successful in 2010

Special sectors

Annex 21

No. of procedures and value of public procurement by financial limits of contract and object of contract

Member State: Slovakia

National currency: EUR

Object	Supplies			Services			Building Works			Total								
	Above the limit		Below the th.	Above the limit		Below the th.	Above the limit		Below the th.	Above the limit		Below the thresh.		Total				
Contracts	Value	Proc.	Value	Value	Value	Proc.	Value	Value	Value	Proc.	Value	Value	Value	Proc.	Value	Proc.	Value	Proc.
Entity	thous.EUR	No.	thous.EUR	thous.EUR	thous.EUR	No.	thous.EUR	thous.EUR	thous.EUR	NO.	thous.EUR	thous.EUR	thous.EUR	No.	thous.EUR	No.	thous.EUR	No.
A	1	2	3	4	5	6	7	8	9	10	11	12	13	14	15	16	17	18
Annexes I to X of Directive 2004/17/C (Special Sectors)																		
I	105 578	3	0	105 578	1 399	1	0	1 399	7 799	1	635	8 435	114 776	5	635	2	115 411	7
II	72 576	7	0	72 576	158 538	2	0	158 538	184 509	7	0	184 509	415 623	16	0	0	415 624	16
III	0	0	0	0	0	0	157	157	0	0	4 146	4 146	0	0	4 302	2	4 302	2
IV	895	1	0	895	0	0	0	0	0	0	0	0	895	1	0	0	895	1
V	39 252	6	0	39 252	1 600	1	0	1 600	0	0	454	454	40 852	7	454	1	41 306	8
VI	0	0	0	0	0	0	0	0	0	0	0	0	0	0	0	0	0	0
VII	0	0	0	0	0	0	0	0	0	0	0	0	0	0	0	0	0	0
VIII	0	0	0	0	0	0	0	0	0	0	0	0	0	0	0	0	0	0
IX	0	0	0	0	0	0	0	0	0	0	0	0	0	0	0	0	0	0
X	0	0	0	0	0	0	0	0	0	0	0	0	0	0	0	0	0	0
Spolu	218 301	17	0	218 301	161 538	4	157	161 695	192 308	8	5 235	197 543	572 146	29	5 392	5	577 538	34

Annexes I to X of Directive 2004/17/C (Special Sectors)

- I Production, transmission and distribution of gas and heat
- II Production, transmission and distribution of electricity
- III Production, transmission and distribution of drinking water
- IV Railway services
- V Urban transport (railway, tramway, trolleybus and bus)

- VI Postal services
- VII Exploration for and extraction of oil and gas
- VIII Exploration for and extraction of coal and other solid fuels
- IX Maritime and inland ports or other terminal facilities
- X Airport installations

Explanatory notes:

National currency: EUR (in thousands excl. VAT, current prices)

The value (EUR) does not include the value of contracts concluded on the basis of a FA, design contest and concession



Tenderers established abroad successful in 2010

Special sectors

Annex 22

Special sectors by country, object of contract, financial limits of contract and groups EU, OECD and RoW

Member State: Slovakia

National currency: EUR

Object of contract:	Supplies		Services		Building works		Above the limit		Below the threshold		Supplies, services and building works total				
Country of tenderer	Value	Proced.	Value	Proced.	Value	Proced.	Value	Proced.	Value	Proced.	Value	C	FA	Total	
Specific unit	(thous.EUR)	No.	(thous.EUR)	No.	(thous.EUR)	No.	(thous.EUR)	No.	(thous.EUR)	No.	(thous.EUR)	No.	No.	No.	(%)
A	1	2	3	4	5	6	7	8	9	10	11	12	13	14	15
Bulgaria	0	0	0	0	55 481	1	55 481	1	0	0	55 481	1	0	1	2,9
Czech Republic	41 364	7	2 999	2	53 260	4	97 624	13	5 392	5	103 016	17	1	18	52,9
France	26 027	1	0	0	8 991	1	35 019	2	0	0	35 019	2	0	2	5,9
Germany	3 004	1	156 055	1	0	0	159 060	2	0	0	159 060	2	0	2	5,9
Poland	387	1	0	0	0	0	387	1	0	0	387	1	0	1	2,9
Italy	73 569	3	0	0	21 998	1	95 567	4	0	0	95 567	4	0	4	11,9
United Kingdom	37 578	2	0	0	0	0	37 578	2	0	0	37 578	2	0	2	5,9
EÚ-26	181 929	15	159 055	3	139 731	7	480 715	25	5 392	5	486 107	29	1	30	88,3
Canada	17 672	1	0	0	0	0	17 672	1	0	0	17 672	1	0	1	2,9
OECD	199 601	16	159 055	3	139 731	7	498 386	26	5 392	5	503 778	30	1	31	91,2
Russia	18 700	1	2 483	1	52 578	1	73 761	3	0	0	73 761	3	0	3	8,8
Svet	18 700	1	2 483	1	52 578	1	73 761	3	0	0	73 761	3	0	3	8,8
Spolu	218 301	17	161 538	4	192 308	8	572 147	29	5 392	5	577 539	33	1	34	100,0

Explanatory notes:

National currency: EUR (in thousands excl. VAT, current prices)

The value (EUR) does not include the value of contracts concluded on the basis of a FA, design contest and concession

C - procedures closed without FA

FA - framework agreement